

Q&A WITH DAVID ARAGONA

TURF TIPS FROM MATTIES & ADAMS

# HORSE *PLAYER*

MONTHLY

BROUGHT TO YOU BY HORSEPLAYERS ASSOCIATION OF NORTH AMERICA

JULY 2018

.com

## SARATOGA

WATCH AND WAGER

NYRA.com



# TOGA! TOGA! TOGA!

## SARATOGA SEASON *KICKS OFF*

TimeformUS *on* Del Mar Turf Trends

PHOTO *by* PENELOPE MILLER AMERICA'S BEST RACING



**The Horseplayer Monthly July 2018 Issue**

## Saratoga: Finding Turf Singles



By [Paul Matties Jr.](#), 2016 NHC champion

Betting horses is hard enough as it is, you don't need a level of difficulty, but I used to judge how well my short-priced bets were by how large the winning margin was. For example, if my mega-bet on a 3-2 horse won by a neck, I would conclude it wasn't a good bet, despite the fact that he had won. Conversely, I was very proud of my 6-5 selection who would win off the screen, and that built confidence that I was in tune of what was going on.

Nowadays, it's not as much as of how your win bets are doing, but how your singles in the pick-4 and pick-5 are doing, as most tracks have evolved into more horizontal betting and more turf racing. Saratoga is no exception, so we are no longer looking for spot plays to carry our meet, we are searching for singles, more particularly, turf singles.



**DRF**

**SARATOGA ALL-ACCESS PACKAGES!**

**BUY NOW**

HANA Member Discount!  
Use code **HANA** for 10% Off  
Expires 7/31/18

Of course, this puts us in a bit of a predicament because turf races produce results that are far less conclusive in determining who is the best horse. Often, it's a result of racing scenario or pace setup. I don't know about you, but it's not in my nature to speculate on a jockey's decision to determine the single in my \$1,000 or \$2,000 pick-4 or pick-5 spread. This is what makes the modern Saratoga meet so hard. Yes, there is a great value and huge payouts to be

had, but you're forced into decision making that is not natural to the old rules of betting and ticket making. Being forced off races that you have tied up with three and four runners to compensate for all the possible turf scenarios in other races is commonplace. The balance we all need between value and probability is almost impossible to keep. After falling off that see-saw a bunch of times, maintaining good betting health is no easy task, either.

To counter this problem, I went searching for new ways to find turf singles.

The first thing I did was to create a list of horses who won turf races in 2017 at Saratoga, who won by more than two lengths (See chart). Obviously, the nature of turf racing doesn't lend itself to big winning margins, but the level of difficulty logic is still there. If you're not able to win by open lengths, you're not really "single-able", especially if it's not a universal single. The results were a little different than what I would have predicted, but they did produce some interesting conclusions:

Horse	Date	R	Cond	WM	Trainer	Odds	
VOODOO SONG	7/22/2017	2	3-\$40,000	5.5	L. Rice	2.90	drop (FTC)
GLORIOUS EMPIRE (IRE)	7/22/2017	11	\$50,000	7.5	C. Martin	7.50	claim
ORBLUTION	7/23/2017	1	2F-Md Sp	2.5	T. Pletcher	3.65	
FLATTERMEFABULOUS	7/28/2017	6	F-\$35,000-3L	2.3	B. Tagg	2.95	drop (FTC)
DURABLE GOODS	7/28/2017	11	F-Md Sp	2.8	C. Brown	1.10	
NEW YORK'S FINEST	7/30/2017	10	40,000-2L	2.8	L. Rice	5.80	drop (FTC)
LET'S GET LOUD	8/2/2017	5	Md-\$75,000	5	C. Brown	1.35	drop (FTC)
ZENBENIE	8/3/2017	10	F5-Md-\$40,000	2.5	C. Morgan	13.20	
GRAND SKY	8/5/2017	1	S-\$40,000	2.8	J. Servis	2.80	claim
DELTA PRINCE	8/5/2017	5	Alw(1x)	3.3	A. Jenkins	0.95	
MAJESTIC MISS	8/7/2017	2	F-Md\$40,000	3.5	J. Servis	1.85	
EVALUATOR	8/9/2017	5	25-MdSp	4	M. Dilger	9.00	FTS
CONSUMERCONFIDENCE	8/10/2017	4	Md-\$40,000	2.8	C. Brown	1.00	
WORLD APPROVAL (yielding)	8/12/2017	8	Stake	2.3	M. Casse	5.30	
VIGOR	8/14/2017	2	F-MdSp	3.3	W. Mott	0.60	
SNAPPER SINCLAIR	8/14/2017	4	2-MdSp	4	S. Asmussen	5.90	
HELD ACCOUNTABLE	8/17/2017	9	2F5-MdSp	2.3	P. Serpe	4.00	FTS
EMPRESSOF THE MILE	8/20/2017	3	MdSp	6.3	H.J. Bond	4.90	
TUSK (setup)	8/21/2017	9	50000-3L	2.8	H.G. Motion	7.60	drop (FTC)
MAJESTIC DUNHILL	8/23/2017	3	2-MdSp	2.3	G. Weaver	7.50	
TRUTH IN LIES	8/27/2017	4	F-\$40,000	4.8	J. Servis	0.60	claim
CALL PROVISION (1 3/8)	8/30/2017	2	Alw(2x)	2.8	C. Brown	0.45	
TRANSACTION TAX	8/30/2017	4	Md-\$75,000	2.5	C. Brown	3.50	
GRAND SKY (2)	8/31/2017	6	Alw(1x)	2.5	J. Servis	3.05	
ORBLUTION (2)	8/31/2017	9	2F-Stake	4.8	T. Pletcher	0.75	
FOLLOWTHESIGNS	9/1/2017	11	S-Md-\$40,000	11.3	C. Brown	0.35	drop (FTC)
LET'S GET LOUD (2)	9/2/2017	5	Alw (1x)	3.8	C. Brown	2.05	

1. Look for maiden races – Surprisingly, 14 of the 27 winners were maidens and they came in all shapes, trainers, and sizes. The more against the traditional form model they were, the better the results were. When I was a kid, Mark and Chick, the same Mark and Chick from Andy Beyer's *\$50,000 Year at the Races*, would joke to me that the most inscrutable races were fillies on the grass. In 1978, that probably was the case, but in 2018 things have changed. What I find most intriguing about this hypothesis is that the possible single horses' forms are more hidden and somewhere in the p.p.'s lies a horse with a huge edge.

(continued on next page)

2. Lifetime condition claimers – It's a relatively new phenomenon to run these conditions at Saratoga, but it's far less surprising that this may be a level where you can find a horse with a huge class or talent edge. It became even more apparent when it was determined that all three winners were dropping in class and running in a claimer for the first time. You can also add Voodoo Song in that category, as he dropped into a straight 3 year-old claimer for the first time for his first Saratoga victory. Looking at this idea in more general terms (not just Saratoga) is one that I am going to carryover in all my handicapping.
3. Avoid claiming and stake races – This was very telling and counterintuitive to normal handicapping theory. In dirt racing, these are the conditions where you are advised to single, both in reliability and value, but in turf that doesn't seem to be the case. My gut feeling is that these are the races you should look to lock up with two to four runners, instead. Don't speculate here. Pick the few contenders that can win and don't overthink it. The glaring exception is the three open claiming winners. All three were running first off the claim, two of them by Jason Servis, so they were definitely more outliers. On the stakes front, there were only two winners and one of them was the Eclipse Turf Champion, World Approval, running on a yielding turf in a rainstorm. The other was Orbulation, a 2-year-old filly who had already won by open lengths who was an obvious 3-5 cinch.
4. Repeaters at the end of the meet – Horses who do win by open lengths early in the meet, fared well later in the meet. There were three horses who won by open lengths twice during the meet. Also, there were a few, like Voodoo Song, who didn't win by two or more lengths in their starts after their big win, but they did win.

Even if you're not playing both pick-4's and pick-5's every day, the same thought process in playing pick-3's or even doubles can be utilized. Deciding which turf races to narrow and which ones to speculate on is the key to a successful Saratoga in this new era. It's clear that some of these concepts and expanding on them in the future will help in that endeavor.




**The BEST Customer Service**  
**The BEST Cash-back Rates**  
**\$150 Sign-up bonus**

Enter code **HANA**

**BETPTC.com**  
Racing's Best Kept Secret

Join with promo code HANA

## Saratoga: The Dominant Names



By Rich Nilsen, [agameofskill.com](http://agameofskill.com)

There is nothing quite like Saratoga racing in the summer, so for a horse racing fan, it doesn't get much better. Needless to say, it's a heck of a lot better when you win, and you win consistently.

How can one possibly beat Saratoga, one of the toughest meets that handicappers will face all year long? The top barns converge on the beautiful upstate New York track every summer, and the money of horseplayers everywhere follows in droves. Pools are plentiful, but so are the contentious races. And it those contentious races that can make Saratoga so difficult to beat. There are some races that are reminiscent of the Breeders' Cup events where so many runners are contenders and throw-outs are hard to find.

There are several facets of Saratoga that every handicapper should know, and there are some solid strategies that I recommend for beating the upcoming 2018 meet which begins July 20 and runs through September 3. The starting point is to understand the riders and barns that dominate the meet as well as the 'sleepers' that go unnoticed by the majority of the general public.

### Four Jockeys Dominate

It is no secret that a small handful of jockeys dominate the meet at Saratoga every year, whether it is guys like Angel Cordero and Jerry Bailey from years ago or more recent versions like Irad Ortiz, Jr., his brother Jose and Javier Castellano.

However, the statistics are still startling when you look at the most dominant riders. Four jockeys – **Jose Ortiz, Irad Ortiz, Jr, Javier Castellano** and **John Velazquez** have accounted for a total of 597 victories over the last three years. This huge number represents 48.65 percent of all 1,227 races run at the Spa!

Vertical bettors focusing on exacta, trifecta and superfecta wagers need to consider the importance of that statistic. If nearly five out of every 10 races are captured by one of these riders, consider how often one or more of them makes up the exotic wagers. It's frequent.

Of course, when looking for value you often have to look to lesser marquee names that have also fared well at Saratoga. Last year we gave out **Manuel Franco** as a value jockey to watch. Franco rewarded us by winning 31 races and, more importantly, producing a **+14% ROI** for horseplayers who supported him.

*(continued on next page)*

**Dylan Davis, Junior Alvarado, Jose Lezcano, and Luis Saez** are riders you want to give a second glance to if they are on board a longshot. They are all fine jockeys who don't get the same respect at the windows as the 'big four,' and when they have a live mount, they know how to get their horse home.

So, who is the worst big-name jock for riding longshots? As we mentioned last year, Irad Ortiz, Jr. was a money burner with longshots, scoring with only two of 65 attempts for a whopping **-70% ROI** in 2016. He was even worse last year, winning with only one of 59! Only five of his 59 mounts that went off at 8-1 or higher were even in the exacta. Continue to steer clear of trainer Todd Pletcher's man John Velazquez. He is six for 137 aboard price horses over the past three meets. That's 131 losers for those counting.

### **The Barns that Win at the Spa**

Since this is such a special meet, it is also no surprise that the blue bloods, like Brown, Mott and Pletcher, are dominant at Saratoga. In fact, **Chad Brown** and **Todd Pletcher** have won a combined 215 races over the past three years. In case you're wondering, Brown owns 110 of those wins to Pletcher's 105 victories.

Everyone knows that Chad Brown dominates the grass races at the Spa (and pretty much everywhere else), but there are opportunities to be had. Be on the lookout to play solid grass trainers such as **Brad Cox, Mike Maker, Shug McGaughey, Linda Rice, Barclay Tagg** and **George Weaver**. These guys win at a higher clip on the sod than guys like Todd Pletcher, and although they will get support at the windows, you can oftentimes get a fair price on their runners.

This isn't the 'Big A' or even Belmont Park, aka 'Big Sandy.' Typically, some of the best claiming barns during the other 10 months of the year hit the skids when they come to Saratoga. There are exceptions to this rule, such as trainer **Rudy Rodriguez**, who learned his trade under Richard Dutrow, and **Jason Servis** (see below), who as of mid-July is absolutely on fire.

Dutrow was one of the few top claiming trainers who always avoided the Saratoga skid that impacted so many other potent claiming barns. Therefore, it's probably no surprise that his apprentice, Rudy Rodriguez, also avoids the same fate when he takes his barn upstate New York. In general, don't expect the top claiming barns to perform in their same usual fashion at Saratoga. The competition is far tougher and there are few 'gimmees.'

When it comes to trainers starting a horse *first race off the claim* the new king is **John Servis**. He has won with eight of his 13 runners over the past two seasons, an unbelievable 61.5 percent success rate. Other trainers with multiple winners off the claim at the Spa include Robert Barbara, Brad Cox, Robert Diodoro, Donald Jacobson, Jeremiah Englehart, Gary Gullo, Mike Maker, Linda Rice, and of course, Rudy Rodriguez.

The following trainers scored with three or more horses at a price (\$18 win mutuel or higher) in 2017: **George Weaver** (4), David Cannizzo (3) and Bill Mott (3). Weaver also scored with three price horses in 2016, making him the king of the longshots over the past two seasons. Mott starts a surprising number of longshots, so his win percentage in this area is very low (seven percent). Keep an eye out for trainer **Tom Proctor**, who was an amazing three-for-three with longshot starters in 2016 and is always very dangerous with his turf horses!

*Get all 8 Steps for Turning a Profit at Saratoga at Nilsen's handicapping and educational website, <http://www.aqgameofskill.com>.*

*About the author - Rich Nilsen has been going to the races at Saratoga since he was a boy. Growing up on Long Island, NY, he was introduced to the races by his father, a life-long horseplayer from Brooklyn. Rich is the tournament director at [BetPTC.com](http://BetPTC.com), which is offering up a full berth into the Pegasus Cup Betting Championship via their real-money tournament.*

**Win Your Way In!**



**PEGASUS WORLD CUP  
BETTING CHAMPIONSHIP**

**Play the Real-money Cash Is King X Tournament at**



**BETPTC.com**  
Racing's Best Kept Secret



# NYRA BETS Late Pick 5

*Racing's Best Play*

**PLAY EVERY DAY AT SARATOGA**

EXCLUSIVELY ONLINE WITH NYRA BETS OR ON-TRACK IN NY



**MINIMUM SINGLE-TICKET PAYOUTS**  
**ONLY FOR NYRA BETS CUSTOMERS**


**SATURDAYS**

**\$300,000**

**WEEKDAYS & SUNDAYS**

**\$150,000**

**Bet Now Online and on the NYRA Bets App**



\*See site for more details

# Trainers - A Path to ???

By Barry Meadow

The trainer is one of the key factors in handicapping. Though the owner pays the bills, it's usually the trainer alone who makes the major decisions about the horse. How should he be trained? What's his current condition? Where should he be entered? Is the horse best on dirt or turf or synthetics? Running short or long? Is he better off as a front-runner or a closer? Which jockey should ride him? When should he be rested, and for how long? What's the best way to treat his soundness issues? Which drugs should he be given, or not given?

As handicappers, what we care about are results. How good, overall, is this trainer? Look at his 1-2-3 record and earnings for all races in the past year, his 1-2-3 record and earnings at this meet, his record with this jockey, and his record with this horse. And all the subsets—layoffs, first after claim, class droppers, first-time starters, or whatever else may be relevant to today's race.

Unfortunately, simply following the highest-rated trainers won't help your ROI—the public is on to this factor.

## 2017 LEADING MONEY-WINNING TRAINERS

Trainer	Earnings	Starts	Wins	W%	ROI
Chad Brown	\$26,202,164	820	213	26%	0.83
Todd Pletcher	\$22,444,161	1053	253	24%	0.79
Bob Baffert	\$21,112,912	313	83	27%	0.80
Steve Asmussen	\$19,650,969	1909	380	20%	0.73
Mark Casse	\$17,420,165	1323	233	18%	0.79
Michael Maker	\$10,988,867	1109	216	19%	0.82
Jerry Hollendorfer	\$ 9,542,402	971	174	18%	0.77
William Mott	\$ 9,238,920	706	104	15%	0.70
Brad Cox	\$ 8,833,028	779	204	26%	0.94
Doug O'Neill	\$ 7,966,843	652	90	14%	0.83

This extends pretty much to nearly every top trainer at nearly every track. Ken Massa of Handicapping Technology and Research ([htr2.com](http://htr2.com)) compiled nearly all the surveys for my upcoming book, *The Skeptical Handicapper* (to be published this fall), including the ones in this article regarding trainers. Our studies looked especially closely at the leading conditioners.

For instance, we checked the next-start record of every trainer nationwide who showed more than 20% wins over the past 365 days with these disappointing results:

Starts	Wins	W%	ROI	IV
135436	30484	23%	0.80	1.79

How about if we simply took the top-rated trainer in each race (minimum of 20 starts over the past 365 days; this number is not 100% accurate since occasionally the trainer with the highest percentage could have an uncoupled entry in a race and would be counted at least twice)?

Starts	Wins	W%	ROI	IV
181074	42290	23%	0.81	1.80

Many wins, but no profits. We looked at dozens of categories for the more than 20% wins trainers—equipment changes, first-after-claim stats, odds ranges, success with repeaters, etc.—and very little jumped out. You can't simply play the horses from the leading barns blindly—no matter how high their win percentages—because the top trainers on most circuits are invariably overbet. Looking at every trainer in every race from 2014-2017, we checked the next-out ROI of every trainer with at least 100 starts during the most recent 365-day period.

Previous ROI	Starts	Wins	W%	P%	S%	ROI	IV
1.20+	28071	3770	13%	27%	40%	0.79	1.11
1.10-1.19	23669	3469	15%	29%	42%	0.77	1.20
1.00-1.09	47940	7579	16%	30%	44%	0.80	1.30
0.90-0.99	97845	16219	17%	32%	45%	0.79	1.36
0.80-0.89	157985	26583	17%	32%	46%	0.78	1.38
0.70-0.79	177213	27866	16%	30%	44%	0.77	1.29
0.60-0.69	119397	16812	14%	28%	42%	0.76	1.16
0.50-0.59	66759	8027	12%	25%	38%	0.74	0.99
< 0.50	65213	5988	9%	20%	32%	0.68	0.75

Disappointingly for followers of trainers, analyzing the results of 51,740 horses started by trainers who showed at least a 10% profit with all their starters for the previous 365 days yielded the inescapable conclusion that these high ROI trainers could not repeat their successes. Just because a trainer was able to show a flat-bet profit in one year was no guarantee that he could do it the next.

Why couldn't these winning trainers repeat their success?

- The ROI may have been dependent on a few huge win payoffs (or even one) that didn't repeat. Or the trainer may have had an especially lucky year, with regression to the mean inevitable.
- The public took notice of the stats and overbet the trainer's horses. The horses that might have been 6-1 the previous year were now only 5-1 or 4-1, killing the profits.
- The trainer's best horses that helped produce the big ROI were forced to face more difficult competition.
- The barn went through the normal fluctuations that all stables face—owner changes, departures of top employees, loss to injury or sale or retirement of some of last year's leading horses.

Still, the top trainers kept winning. Massa added a companion study, this time involving straight win percentages, again using 100-starts-or-more in the past 365 days requirement:

Previous W%	Starts	Wins	W%	P%	S%	ROI	IV
31%+	3765	1114	30%	48%	63%	0.84	2.27
26-30%	30198	7632	25%	43%	58%	0.83	2.01
21-25%	86276	18637	22%	39%	53%	0.80	1.73
16-20%	203782	35347	17%	33%	47%	0.79	1.42
11-15%	262138	35528	14%	27%	41%	0.78	1.12
6-10%	157561	15561	10%	21%	34%	0.72	0.82
0-5%	40372	2494	6%	15%	26%	0.64	0.51

Even when trainers had astonishingly high win percentages in certain categories, it didn't necessarily mean a player  
(continued on next page)



could profit from this knowledge. Take two of our top trainers with their 2-year-old dirt sprinters in the marquee summer meets from 2013 through 2017, as reported by handicapper Scott Shapiro of *twinspires.com*:

Todd Pletcher at Saratoga	35-of-100	35%	ROI of 0.80
Bob Baffert at Del Mar	26-of- 73	36%	ROI of 0.82

We ran in-depth studies of the top four trainers on the 2017 list, checking every horse they started from 2014-2017. By far the most successful was Chad Brown, who showed astonishing consistency over a wide variety of angles. Here's a comparative ROI chart of a few of them, with the ROI listed, followed in parentheses by the win percentages:

Angle	Brown	Pletcher	Baffert	Asmussen
All	0.89 (25%)	0.84 (24%)	0.79 (24%)	0.72 (19%)
Favorites	0.87 (38%)	0.90 (41%)	0.81 (41%)	0.81 (37%)
Odds 8-1 up	0.97 ( 8%)	0.68 ( 5%)	0.67 ( 5%)	0.59 ( 4%)
2-year-olds	0.93 (22%)	0.90 (26%)	0.80 (24%)	0.71 (18%)
3-year-olds	0.94 (24%)	0.83 (22%)	0.94 (27%)	0.77 (17%)
First-time starters	0.99 (20%)	0.87 (23%)	0.80 (22%)	0.79 (16%)
Class risers	0.93 (23%)	0.84 (21%)	0.79 (23%)	0.70 (16%)
Class droppers	0.82 (29%)	0.82 (27%)	0.81 (27%)	0.73 (23%)
Won last race	0.93 (28%)	0.86 (26%)	0.93 (35%)	0.70 (20%)
Beaten favorites	0.81 (26%)	0.78 (25%)	0.70 (25%)	0.75 (26%)
QWSR	0.87 (25%)	0.89 (25%)	0.76 (27%)	0.70 (19%)
Tr-Jo Combo > 20%	0.90 (26%)	0.82 (24%)	0.79 (24%)	0.75 (23%)

All the trainers had particular strengths and weaknesses, though finding weaknesses in Brown's record wasn't easy (he was 0-for-43 on horses who went off at 20-1 and up). Pletcher did poorly with horses 8-1 and up (37-for-817 for a 0.68 ROI) and had little ROI success with claimers (55-for-233 for a 0.61 ROI). Baffert hardly starts any horses on turf, and when he does, it isn't pretty (four-for-50 for a 0.64 ROI in sprints and 10-for-97 for a 0.39 ROI in routes), and while he did well with repeaters, his ROI for last-out second-place finishers was just 0.64 and last-out third-place finishers was just 0.65. Of particular note is the fact that Steve Asmussen, despite strong win percentages in most of our categories, had a hard time cracking 0.80 in the ROI department overall—a number that Brown far exceeded in the same groups.

Even though betting the top trainers doesn't result in a cash deluge, betting the bottom trainers is worse—much worse. Let's look at a number of categories and compare trainers with more than 20% wins with trainers with fewer than 10% wins, requiring only that each trainer started at least 100 horses during the past 365 days.

Trainer	Starts	Wins	W%	ROI	IV
<b>Favorites</b>					
Trainer > 20%	44241	17592	40%	0.84	3.04
Trainer < 10%	7110	2404	34%	0.80	2.62
<b>Odds 8-1 up</b>					
Trainer > 20%	26218	1324	5%	0.70	0.44
Trainer < 10%	92266	3104	3%	0.64	0.29
<b>Allowances/Stakes</b>					
Trainer > 20%	51287	10530	21%	0.81	1.60
Trainer < 10%	21508	1657	8%	0.64	0.61
<b>Maiden Claimers</b>					
Trainer > 20%	15018	3565	24%	0.83	2.00
Trainer < 10%	31227	2724	9%	0.72	0.75
<b>2-Year-Olds</b>					
Trainer > 20%	12434	2451	20%	0.78	1.68
Trainer < 10%	9501	594	6%	0.50	0.55
<b>First-Time Lasix</b>					
Trainer > 20%	8198	1627	20%	0.86	1.70
Trainer < 10%	5299	325	6%	0.63	0.53
<b>First-Time Starters</b>					
Trainer > 20%	7878	1503	19%	0.84	1.63
Trainer < 10%	5286	282	5%	0.62	0.46
<b>Second-Time Starters</b>					
Trainer > 20%	7554	1687	22%	0.84	1.86
Trainer < 10%	5180	350	7%	0.59	0.58
<b>Trainer Change</b>					
Trainer > 20%	16960	3873	23%	0.80	1.82
Trainer < 10%	9710	824	8%	0.64	0.69
<b>Jockey Change</b>					
Trainer > 20%	68418	14501	21%	0.79	1.70
Trainer < 10%	72291	5508	8%	0.64	0.63
<b>Jockey &gt; 20%</b>					
Trainer > 20%	23195	6418	28%	0.82	2.17
Trainer < 10%	3318	414	12%	0.67	1.02
<b>Trainer-Jockey Combinations (50 minimum)</b>					
T-J Combo > 20%	16401	4727	29%	0.83	2.26
T-J Combo < 10%	7366	457	6%	0.49	0.50

The lesson is clear—*no matter what angle you're looking at, avoid the lowest-ranked trainers*. Even though you may not get rich betting the top trainers, betting the bottom ones is worse. Anyone who isn't winning at least 10% of his starts brings up unpleasant issues of competence.

About the author - Barry Meadow is the author of *Money Secrets at the Racetrack*. For seven years, he published the newsletter *Meadow's Racing Monthly*. In 2014, he won the first-ever Ron Rippey Award for handicapping media. His newly revised website, [trpublishing.com](http://trpublishing.com), features a number of free handicapping articles. To be notified about his upcoming book *The Skeptical Handicapper*, send an e-mail to [barry@trpublishing.com](mailto:barry@trpublishing.com) requesting to be on his mailing list.



# Saratoga Q & A with...



**David Aragona**, NYRA Morning Line Maker

## How did the track play during the Belmont meet? Any biases?

There were relatively few rainy days during the Belmont spring/summer meet, so the main track was fairly consistent throughout. Yet due to that nice weather, it should be noted that both turf courses became very firm for a large portion of the meet, producing spectacularly fast times on a number of occasions. Speed is always dangerous over hard turf courses, especially in the sprints and two-turn races at Belmont. Generally, it's wise to allow speed figures and pace figures to be your guide when assessing times on the Belmont turf. Handicappers should also pay close attention to class levels, since even cheaper animals were running much faster times than one would normally expect.

## Which trainers can we expect to have strong meets at Saratoga?

Once again, Chad Brown is an overwhelming favorite to win the trainer's title after running away with the Belmont meet. However, that was also the case in 2017 when he lost out to Todd Pletcher at Saratoga, falling just one win short of the title. Brown's runners typically get overbet in almost every situation up at the Spa, but it's not necessarily wise to take a strong stance against his horses since they still win at an extraordinarily high rate. That said, the barn will send out their share of vulnerable favorites, and you definitely want to exploit those opportunities. Pletcher, on the other hand, was unusually quiet during the spring and summer at Belmont, winning just 18 races. He may be reserving his best 2-year-olds for Saratoga.

One of the biggest stories of the Belmont meet was the success of Jason Servis, who finished fourth in the standings despite having less than half the number of starters of the other top trainers at the meet. He was victorious in 19 of 41 races, winning at a 46 percent clip, as many of his starters seemed to improve significantly on their prior form. Carrying that kind of success forward into Saratoga will not be easy, and horses sent out by this barn have been getting bet heavily in recent weeks.

Two turf trainers to watch are Christophe Clement and Jonathan Thomas. Clement finished off the Belmont meet with a ton of momentum, rallying into second place in the

standings after an uncharacteristically slow start. Many of his horses seem to just be rounding into form prior to heading up to the Spa. Anyone who paid close attention to Belmont over the past two months had to be impressed by the performance of Jonathan Thomas, who won with half of his 14 starters, concentrating primarily on turf races. Nearly every horse that he shipped to the meet was live, and the money showed.



## Which races or match-ups are you most looking forward to?

In Justify's absence, the Travers becomes a wide-open affair. Leading the charge is champion Good Magic, who appears likely to prep for the Mid-Summer Derby in the Haskell. However, it's typical to see 3-year-olds improve by leaps and bounds at this time of year, so his position as interim leader of the division is tenuous. Horses like Hofburg, Gronkowski, and Instilled Regard all ran well enough in Triple Crown events to suggest they could develop into top Travers contenders.

Opening weekend at Saratoga features one of the most anticipated match-ups of the summer as Midnight Bisou will get her chance at a rematch with Monomoy Girl in the Grade 1 Coaching Club American Oaks. Midnight Bisou's commanding performance in the Mother Goose suggests that she may be a worthy rival for the division leader, assuming she gets a fair trip this time. Both fillies should be tested by the demanding nine-furlong distance.

Personally, I'm most looking forward to the return of Suburban winner Diversify. His six-length triumph on Stars and Stripes day, in which he ran 1 1/4 miles in 1:59 4/5 seconds, was one of the most impressive dirt performances I've seen all year. He sent an unrelenting early pace and had the entire field off the bridle with a half-mile still left to run. When this gelding is in top form, he's as good as any horse in the country, and he's likely to resurface in either the Whitney or Woodward.

*(continued on next page)*



### **What is your wagering strategy at Saratoga?**

I find that it's important to go into each day with an established plan. Having developed my opinions ahead of time, I try to construct wagers around those beliefs. Some players enter each card with the intention of taking a swing at every Pick-4 or Pick-5 that comes along, yet there can be a high level of risk involved in those wagers. Of course it's possible that luck may be on your side on a particular day, allowing you to make a massive score in one of those pools. Yet more often than not, it's your opinions and the work that you've put in that are going to make you meet a success or a failure over the long term. Let those opinions drive your wagers, rather than the other way around. I often find that intra-race wagers (win, exacta, trifecta) and doubles are my bread and butter at Saratoga.

### **How do you approach the 2-year-old maiden races, as a morning line-maker, and as a handicapper?**

The abundance of 2-year-old racing is part of what makes Saratoga so fun – but these races can also be a major headache for handicappers.

When I'm making the morning lines in races that feature many first time starters, I generally take five factors into account (in no particular order): trainer patterns, trainer/jockey combinations, 2-year-old sales workouts, pedigree, and morning drills. It's important to keep in mind that the renowned debut trainers (e.g. Todd Pletcher, Rick Violette, and Chad Brown) almost always get bet strongly in specific situations. If you pay close attention to how these trainers operate, which riders they use successfully, and how they work their horses, you can get a pretty good sense of which firsters are going to attract the attention of the public. Clocker reports and workout videos can be an invaluable resource for these races, if you have access to them. However, you will rarely find situations where such tools cover every horse in a given race, so there is always going to be some guesswork involved.

These races can be treacherous legs in multi-race wagers, especially when they are not carded as the opening race in a sequence, thus forcing horseplayers to craft wagers without the benefit of seeing which horses are taking money. Generally, I consider races full of firsters to be "spread" legs in multi-race sequences. That said, once in a while I'll come across a situation in which an under-the-radar first time starter's workouts indicate that he or she may possess extraordinary ability, and I may recommend a win or exacta wager on that horse. However, those scenarios are few and far between at Saratoga, as the money is usually very smart in these races.

## **CRWs Hurt the Game**

*An Op/Ed by [Track Phantom](#)*

Horse racing must decide between short term monetary gain or long-term customer health. Accepting computer-robotic wagering (CRW) into the pari-mutuel pools is all but killing the betting experience for 99% of the horse playing public.

CRW's are syndicates armed with sophisticated software programs. These programs identify inefficiencies in the betting pools, analyzing literally thousands of permutations in seconds. The syndicate teams have heightened access to the tote system (they can get up to the second odds) and can send in hundreds of thousands of dollars into the pool in the final few seconds causing the final odds to fluctuate dramatically.

In addition, these syndicates are rewarded with the highest rebates for their volume betting. Their goal is to stay near even wagering and make a major profit with the rebate kickbacks. Unfortunately for the public, their money is so precise, it appears they are betting with information the public doesn't have. The net result for many long-time players is pure frustration leading to evacuation.

A study done in 2016 determined CRW's made up about 20% of the total handle. Today it is significantly more.

The Grade 3 Dwyer Stakes at Belmont Park on Saturday, July 7<sup>th</sup> might have been the tipping point for the die-hard wagering community. In that race, Firenze Fire, a nibbler on the Derby Trail this spring, was 8-1 on the morning line and 7-1 as the horse started loading into the gate. Trainer Jason Servis has been winning at over 55% the past two months, and it was likely this horse would get some attention on that fact alone. However, over \$120,000 was bet on Firenze Fire in the final 35 seconds of wagering. This action knocked him all the way down to 5-2 odds.

Firenze Fire figured as one of the main dangers to favored Mendelssohn, but the 5-2 odds were significantly lower than what was fair. It has been determined that another straight \$60,000 wager came in on Firenze Fire at the window on track (in denominations of \$5,000 each). This appears to have been placed by someone with knowledge of the horse and not a CRW.

When Firenze Fire drew off to win by nine lengths the racing public was in an uproar. Two of the most detrimental issues to hit the game (high percentage trainers likely taking a competitive edge and CRW betting) collided at one of the major racing venues in the country.

Tracks benefit from the total pool of money bet on each of their races. Basically, each track withdraws around 20% of the each wagering pool (i.e. the takeout). This means the pool total, and not how the money gets there, is what the tracks care about. Eliminating CRW money would be reducing their cut, their bottom line. But if tracks continue to allow this money into the pools, pretty soon CRW money will make up all of the pari-mutuel pool.

# Saratoga Stats Pack - Part One

2017 Meet –

## Running Style/Post Stats

### Dirt Sprints

DIRT SPRINTS --

By: HDW Run Style

value	P/L	Bet	Roi	wins	Plays	Pct	Impact	AvgMut	
0	-125.10	416.00	0.6993	31	208	.1490	1.1414	9.38	E
15	-16.50	226.00	0.9270	18	113	.1593	1.2199	11.64	EP
30	161.70	186.00	1.8694	14	93	.1505	1.1529	24.84	P
45	-139.90	484.00	0.7110	34	242	.1405	1.0760	10.12	PS
60	-146.10	520.00	0.7190	35	260	.1346	1.0310	10.68	S
75	-36.60	146.00	0.7493	10	73	.1370	1.0491	10.94	SS
90	-177.20	534.00	0.6682	22	267	.0824	0.6310	16.22	U

By: Gate Draw from the rail out

Rail Pos	P/L	Bet	Roi	wins	Plays	Pct	Impact	AvgMut	
1	48.10	322.00	1.1494	28	161	.1739	1.3319	13.22	
2	-155.40	322.00	0.5174	21	161	.1304	0.9989	7.93	
3	-74.00	322.00	0.7702	25	161	.1553	1.1892	9.92	
4	-142.50	322.00	0.5575	20	161	.1242	0.9514	8.98	
5	154.80	318.00	1.4868	19	159	.1195	0.9152	24.88	
6	-111.30	286.00	0.6108	14	143	.0979	0.7498	12.48	
7	-117.40	248.00	0.5266	11	124	.0887	0.6794	11.87	
8	-85.10	172.00	0.5052	9	86	.1047	0.8015	9.66	
9	-29.00	106.00	0.7264	8	53	.1509	1.1560	9.63	
10	36.30	50.00	1.7260	6	25	.2400	1.8380	14.38	
11	-4.80	18.00	0.7333	1	9	.1111	0.8509	13.20	
12	12.60	14.00	1.9000	2	7	.2857	2.1882	13.30	
13	-8.00	8.00	0.0000	0	4	.0000	0.0000	0.00	
14	-4.00	4.00	0.0000	0	2	.0000	0.0000	0.00	

### Dirt Routes

DIRT ROUTES --

By: HDW Run Style

value	P/L	Bet	Roi	wins	Plays	Pct	Impact	AvgMut	
0	4.70	66.00	1.0712	8	33	.2424	1.5277	8.84	E
15	-19.40	58.00	0.6655	7	29	.2414	1.5211	5.51	EP
30	-36.50	42.00	0.1310	1	21	.0476	0.3001	5.50	P
45	-77.10	218.00	0.6463	16	109	.1468	0.9250	8.81	PS
60	-78.30	184.00	0.5745	13	92	.1413	0.8905	8.13	S
75	-19.20	90.00	0.7867	7	45	.1556	0.9803	10.11	SS
90	-2.80	10.00	0.7200	1	5	.2000	1.2604	7.20	U

By: Gate Draw from the rail out

Rail Pos	P/L	Bet	Roi	wins	Plays	Pct	Impact	AvgMut	
1	-34.10	104.00	0.6721	10	52	.1923	1.2119	6.99	
2	-44.30	104.00	0.5740	9	52	.1731	1.0907	6.63	
3	-41.20	104.00	0.6038	7	52	.1346	0.8483	8.97	
4	-48.00	102.00	0.5294	8	51	.1569	0.9885	6.75	
5	-15.60	98.00	0.8408	9	49	.1837	1.1575	9.16	
6	-37.60	72.00	0.4778	5	36	.1389	0.8753	6.88	
7	23.00	46.00	1.5000	4	23	.1739	1.0960	17.25	
8	-12.80	20.00	0.3600	1	10	.1000	0.6302	7.20	
9	-10.00	10.00	0.0000	0	5	.0000	0.0000	0.00	
10	-4.00	4.00	0.0000	0	2	.0000	0.0000	0.00	
11	-2.00	2.00	0.0000	0	1	.0000	0.0000	0.00	
12	-2.00	2.00	0.0000	0	1	.0000	0.0000	0.00	

Jockey/Trainer/Sire/Last Track/Odds Stats for SAR can be found on the Back Page – starting on page 29



## Sprints, Outer Turf Course

SPRINTS, OUTER MAIN TURF COURSE --

By: HDW Run Style

value	P/L	Bet	Roi	wins	Plays	Pct	Impact	AvgMut	
0	-99.60	252.00	0.6048	14	126	.1111	0.9667	10.89	E
15	-28.30	94.00	0.6989	7	47	.1489	1.2957	9.39	EP
30	-30.60	48.00	0.3625	3	24	.1250	1.0875	5.80	P
45	-115.10	180.00	0.3606	8	90	.0889	0.7733	8.11	PS
60	-58.00	198.00	0.7071	13	99	.1313	1.1424	10.77	S
75	-19.20	82.00	0.7659	7	41	.1707	1.4854	8.97	SS
90	3.90	190.00	1.0205	8	95	.0842	0.7326	24.24	U

By: Gate Draw from the rail out

Rail Pos	P/L	Bet	Roi	wins	Plays	Pct	Impact	AvgMut
1	-77.70	118.00	0.3415	6	59	.1017	0.8847	6.72
2	-56.20	118.00	0.5237	7	59	.1186	1.0322	8.83
3	30.20	118.00	1.2559	8	59	.1356	1.1797	18.53
4	17.40	118.00	1.1475	12	59	.2034	1.7695	11.28
5	-87.40	118.00	0.2593	4	59	.0678	0.5898	7.65
6	-19.40	114.00	0.8298	8	57	.1404	1.2211	11.83
7	-87.10	102.00	0.1461	2	51	.0392	0.3412	7.45
8	4.40	84.00	1.0524	6	42	.1429	1.2429	14.73
9	-24.70	72.00	0.6569	5	36	.1389	1.2083	9.46
10	-34.40	46.00	0.2522	1	23	.0435	0.3783	11.60
11	-20.00	20.00	0.0000	0	10	.0000	0.0000	0.00
12	8.00	16.00	1.5000	1	8	.1250	1.0875	24.00

## Routes, Inner Turf Course

ROUTES, INNER TURF COURSE --

By: HDW Run Style

value	P/L	Bet	Roi	wins	Plays	Pct	Impact	AvgMut	
0	-110.90	192.00	0.4224	7	96	.0729	0.6737	11.59	E
15	-42.40	66.00	0.3576	3	33	.0909	0.8399	7.87	EP
30	31.20	84.00	1.3714	4	42	.0952	0.8799	28.80	P
45	-66.60	436.00	0.8472	28	218	.1284	1.1867	13.19	PS
60	-58.50	456.00	0.8717	26	228	.1140	1.0536	15.29	S
75	-80.90	330.00	0.7548	18	165	.1091	1.0079	13.84	SS
90	-56.00	136.00	0.5882	6	68	.0882	0.8152	13.33	U

By: RailPosition

Rail Pos	P/L	Bet	Roi	wins	Plays	Pct	Impact	AvgMut
1	-56.00	184.00	0.6957	8	92	.0870	0.8034	16.00
2	-7.60	184.00	0.9587	13	92	.1413	1.3055	13.57
3	-41.60	184.00	0.7739	13	92	.1413	1.3055	10.95
4	-6.80	184.00	0.9630	12	92	.1304	1.2051	14.77
5	18.10	184.00	1.0984	11	92	.1196	1.1047	18.37
6	-112.60	180.00	0.3744	8	90	.0889	0.8213	8.43
7	-99.40	172.00	0.4221	6	86	.0698	0.6446	12.10
8	-11.60	154.00	0.9247	9	77	.1169	1.0799	15.82
9	-15.60	120.00	0.8700	7	60	.1167	1.0779	14.91
10	-9.60	86.00	0.8884	3	43	.0698	0.6446	25.47
11	-29.00	42.00	0.3095	1	21	.0476	0.4400	13.00
12	-12.40	26.00	0.5231	1	13	.0769	0.7107	13.60

# Del Mar Stats Pack - Part One

2017 Summer Meet –

## Running Style/Post Stats

### Dirt Sprints

DIRT SPRINTS --

By: HDW Run Style

Value	P/L	Bet	Roi	wins	Plays	Pct	Impact	AvgMut	
0	-28.20	538.00	0.9476	34	269	.1264	1.0527	14.99	E
15	-118.40	192.00	0.3833	12	96	.1250	1.0411	6.13	EP
30	-2.00	136.00	0.9853	12	68	.1765	1.4698	11.17	P
45	-53.60	282.00	0.8099	22	141	.1560	1.2995	10.38	PS
60	-119.40	534.00	0.7764	32	267	.1199	0.9982	12.96	S
75	-44.20	112.00	0.6054	4	56	.0714	0.5949	16.95	SS
90	-152.80	588.00	0.7401	27	294	.0918	0.7649	16.12	U

By: Gate Draw from the rail out

Rail Pos	P/L	Bet	Roi	wins	Plays	Pct	Impact	AvgMut
1	-171.20	286.00	0.4014	13	143	.0909	0.7572	8.83
2	-49.60	286.00	0.8266	18	143	.1259	1.0484	13.13
3	88.20	286.00	1.3084	20	143	.1399	1.1648	18.71
4	24.40	286.00	1.0853	19	143	.1329	1.1066	16.34
5	-64.60	284.00	0.7725	18	142	.1268	1.0557	12.19
6	-101.20	268.00	0.6224	12	134	.0896	0.7459	13.90
7	-47.40	232.00	0.7957	14	116	.1207	1.0052	13.19
8	-58.40	194.00	0.6990	14	97	.1443	1.2021	9.69
9	-51.60	150.00	0.6560	11	75	.1467	1.2215	8.95
10	-64.80	78.00	0.1692	3	39	.0769	0.6407	4.40
11	-10.40	20.00	0.4800	1	10	.1000	0.8329	9.60
12	-12.00	12.00	0.0000	0	6	.0000	0.0000	0.00

### Dirt Routes

DIRT ROUTES --

By: HDW Run Style

Value	P/L	Bet	Roi	wins	Plays	Pct	Impact	AvgMut	
0	-19.60	124.00	0.8419	9	62	.1452	1.1164	11.60	E
15	16.60	56.00	1.2964	5	28	.1786	1.3734	14.52	EP
30	28.80	52.00	1.5538	2	26	.0769	0.5916	40.40	P
45	-56.60	194.00	0.7082	13	97	.1340	1.0307	10.57	PS
60	-20.20	290.00	0.9303	17	145	.1172	0.9017	15.87	S
75	26.60	106.00	1.2509	7	53	.1321	1.0158	18.94	SS
90	45.60	24.00	2.9000	2	12	.1667	1.2818	34.80	U

By: Gate Draw from the rail out

Rail Pos	P/L	Bet	Roi	wins	Plays	Pct	Impact	AvgMut
1	-15.40	110.00	0.8600	7	55	.1273	0.9788	13.51
2	-11.40	110.00	0.8964	7	55	.1273	0.9788	14.09
3	-48.00	110.00	0.5636	4	55	.0727	0.5593	15.50
4	37.60	110.00	1.3418	10	55	.1818	1.3983	14.76
5	-0.20	108.00	0.9981	8	54	.1481	1.1394	13.48
6	-6.20	94.00	0.9340	8	47	.1702	1.3091	10.98
7	21.00	82.00	1.2561	5	41	.1220	0.9379	20.60
8	33.20	56.00	1.5929	3	28	.1071	0.8240	29.73
9	32.60	38.00	1.8579	2	19	.1053	0.8096	35.30
10	-26.00	26.00	0.0000	0	13	.0000	0.0000	0.00
11	4.00	2.00	3.0000	1	1	1.0000	7.6909	6.00
12	0.00	0.00	0.0000	0	0	.0000	0.0000	0.00

By: Running Style



## Turf Sprints

TURF SPRINTS --

By: HDW Run Style

Value	P/L	Bet	Roi	wins	Plays	Pct	Impact	AvgMut	
0	-36.80	114.00	0.6772	5	57	.0877	0.7439	15.44	E
15	-17.00	44.00	0.6136	3	22	.1364	1.1564	9.00	EP
30	18.20	26.00	1.7000	4	13	.3077	2.6092	11.05	P
45	18.60	64.00	1.2906	3	32	.0938	0.7950	27.53	PS
60	-39.80	110.00	0.6382	6	55	.1091	0.9251	11.70	S
75	-10.00	10.00	0.0000	0	5	.0000	0.0000	0.00	SS
90	-21.80	56.00	0.6107	4	28	.1429	1.2114	8.55	U

By: Gate Draw from the rail out

Rail Pos	P/L	Bet	Roi	wins	Plays	Pct	Impact	AvgMut
1	10.40	50.00	1.2080	5	25	.2000	1.6960	12.08
2	23.20	50.00	1.4640	7	25	.2800	2.3744	10.46
3	-10.20	50.00	0.7960	3	25	.1200	1.0176	13.27
4	-50.00	50.00	0.0000	0	25	.0000	0.0000	0.00
5	-15.40	50.00	0.6920	3	25	.1200	1.0176	11.53
6	4.60	46.00	1.1000	2	23	.0870	0.7374	25.30
7	-37.40	46.00	0.1870	1	23	.0435	0.3687	8.60
8	-8.00	42.00	0.8095	2	21	.0952	0.8076	17.00
9	-12.40	26.00	0.5231	1	13	.0769	0.6523	13.60
10	12.60	8.00	2.5750	1	4	.2500	2.1200	20.60
11	-4.00	4.00	0.0000	0	2	.0000	0.0000	0.00
12	-2.00	2.00	0.0000	0	1	.0000	0.0000	0.00

## Turf Routes

TURF ROUTES --

By: HDW Run Style

Value	P/L	Bet	Roi	wins	Plays	Pct	Impact	AvgMut	
0	20.40	236.00	1.0864	15	118	.1271	1.2043	17.09	E
15	-22.20	74.00	0.7000	3	37	.0811	0.7681	17.27	EP
30	14.60	74.00	1.1973	5	37	.1351	1.2802	17.72	P
45	-132.40	404.00	0.6723	27	202	.1337	1.2663	10.06	PS
60	-192.40	562.00	0.6577	27	281	.0961	0.9103	13.69	S
75	-97.40	296.00	0.6709	16	148	.1081	1.0242	12.41	SS
90	-120.60	154.00	0.2169	2	77	.0260	0.2461	16.70	U

By: Gate Draw from the rail out

Rail Pos	P/L	Bet	Roi	wins	Plays	Pct	Impact	AvgMut
1	-48.20	190.00	0.7463	11	95	.1158	1.0970	12.89
2	-39.40	190.00	0.7926	11	95	.1158	1.0970	13.69
3	-91.80	190.00	0.5168	12	95	.1263	1.1967	8.18
4	-45.00	190.00	0.7632	12	95	.1263	1.1967	12.08
5	-90.00	190.00	0.5263	9	95	.0947	0.8975	11.11
6	-49.40	182.00	0.7286	12	91	.1319	1.2493	11.05
7	-56.20	172.00	0.6733	7	86	.0814	0.7711	16.54
8	-17.40	160.00	0.8913	7	80	.0875	0.8289	20.37
9	-53.20	138.00	0.6145	4	69	.0580	0.5492	21.20
10	-51.80	108.00	0.5204	4	54	.0741	0.7018	14.05
11	-1.20	50.00	0.9760	2	25	.0800	0.7579	24.40
12	18.20	26.00	1.7000	3	13	.2308	2.1862	14.73
13	-0.60	10.00	0.9400	1	5	.2000	1.8947	9.40
14	-4.00	4.00	0.0000	0	2	.0000	0.0000	0.00

Jockey/Trainer/Sire/Last Track/Odds Stats for DMR can be found on the Back Page – starting on page 45

HANA Member  
Discount!  
Use code **HANA**  
for 10% Off.  
Expires 7/31/18



NOW AVAILABLE  
FOR PURCHASE

## **SARATOGA & DEL MAR CLOCKER REPORTS**

Get exclusive access  
to in-depth workout  
analysis for horses running  
at Saratoga and Del Mar

### **3 Great Ways to Purchase:**

- ☒ Single Day Reports
- ☒ Weekly Subscription
- ☒ Full Meet Subscription

**BUY NOW AT  
[DRF.COM/CLOCKER](http://DRF.COM/CLOCKER)**





# Kinky Saratoga Memories

By Vin Rogers

Saratoga Race Course opened its doors in 1863, 204 years ago; I've been a devoted fan for 85 of those years. (I began with my first trip at five – I'm now 91.)

I could, of course, dwell on the Spa's physical beauty, its championship racing, its exciting auctions, the greats who have trained and ridden there – I could, but I won't. Rather, I'd like to share some offbeat memories that spring to mind whenever I see or hear the word "Saratoga":

...I remember the *first* time I bought Len Ragozin's "Sheets"; got to the track an hour before post time expecting selections, comments – had no idea of their complexity! So – the horses are on the track and I'm trying desperately to read what is basically a foreign language. My girlfriend is with me, thus we have two laps, but it's no use. Strange exotic numbers and symbols appear. I know they translate into wisdom, but I don't yet speak the language...

...The Saratoga Special, perhaps 30 years ago. I own 10% of a contender (can't remember his name!). We're leading in the stretch – Cordero's horse comes alongside mine – they battle – you know who wins...

...1980, I'm at the track for a very special occasion; significant family birthday, big turnout. Box seats for everyone – the works! I pick seven winners that day and am honored publicly at dinner for my expertise. It never, never happens again...

...I wander around the Oklahoma track at 10:00 a.m. - workouts are over - and head for my barn, a grey structure near the finish line. As I approach, I see my trainer, John Terranova, in serious conversation with now-jock agent Cordero and his client, Johnny V. I *must* join them but *not* appear to be star-struck; must be cool, casual, like I do this every day...

...I'm invited into the paddock by a trainer with shares of a hot horse to sell – but I *must* act at once – tomorrow will be too late – wisely, I say "No." The horse never runs a step...

...I'm 21, playing trumpet in a jazz quintet at a famous Adirondack resort 75 miles north of the track. I book the cook's bet (horse, of course, has NO chance) yet, miraculously (and sadly for me) it wins at 10-1...

...The sixth race is over, I tear up my tickets and head for a hot dog stand near the paddock and – lo and behold – the last race's jocks are casually strolling through the

crowd, heading for the jock's room and signing autographs for a couple of star-struck 10-year-olds...

...I walk among the meticulously groomed green barns near the back stretch with a friend who has connections. I notice a pert little blue Mazda Miata parked snugly next to one of the barns. It has two or three "owner" type stickers on its front bumper. I stop – stare – and promise myself, "This is where I'm going – horse ownership, stickers, *and* a Miata." And...in time, I get there: horses, stickers, *and* Miata!

...Now an owner, I'm watching workouts at the Oklahoma track at 7:00 a.m. The horses are powerful handsome beasts – but it's time for breakfast; breakfast at the backstretch kitchen; superb omelets; exercise riders, grooms, and hot walkers are the basic clientele – and I drink it all in...

...The fifth race is over; my girlfriend and I come down the grandstand escalator and hear music – not just music, but hip, modern jazz played by guys who had obviously listened to Dizzy Gillespie and Charlie Parker – all this and racing too!



...Sumptuous breakfast in the exclusive reading room; wooed by a syndicate manager who wants me to invest. We eat a glorious breakfast; I'm tempted, but decline, and years later, still feel guilty about the food...

...I stand at the rail at the head of the stretch as the horses round the far turn. Now I *hear* the race; hooves pounding, jocks yelling horse talk, urging their mounts forward... horses snorting...the equivalent for me of a Bach concerto...

...August 2018...these old bones are not up to a visit this year. Memories are all I've got – but – (to borrow from one of my favorite *Seinfeld* episodes) they're real, and they're *spectacular*!

# QUICK HITS

BROUGHT TO YOU BY

## PAULICK REPORT.com

YOUR HOMEPAGE FOR THE THOROUGHBRED INDUSTRY

### Del Mar Opening Day Recap

Restrained Vengeance, an 11-1 shot, upset in the featured \$100,000 Oceanside Stakes as the Del Mar Summer Meet began on Wednesday. Trainers Doug O'Neill and Jerry Hollendorfer both had big days, winning four and three races, respectively.

The business-side of the day was also strong, with attendance coming in at 33,112 and handle at \$16,131,880, a 14 percent increase over last year.

For more details, click [here](#).

### Ellis Park to be Sold

Barring any late changes, the Saratoga Casino Hospitality Group will be fully acquiring Ellis Park from businessman Ron Geary. SCHG already owned 30 percent of the Henderson, Kentucky, plant, and will now have full control.

"It's been 12 years, and I just turned 71," Geary said of his decision. "My wife and my two kids and my nine grandkids for years have asked me to slow down. I think it's time. I've enjoyed working with Saratoga over the years.

"It's been a really fun and fast-moving 12 years. I feel like we've had some great successes and we've brought it a long ways with so many people's help. I know Saratoga will be focused on continuing the progress."

Additional information on this story is available [here](#).

### Arizona Downs Opens for Simulcasting

Arizona Downs, formerly called Yavapai Downs, re-opened July 13 for simulcasting. Arizona Downs has new ownership, including Kentucky Downs executive Corey Johnsen.

More information on this story is available [here](#).

### Rebel Purse Boosted, Oaklawn Extends Meet

Oaklawn Park will be the site of two seven-figure Derby preps starting next year as the Rebel Stakes has received another purse hike to \$1 million, bringing it to the same purse level as the Arkansas Derby. Oaklawn will also race past Arkansas Derby Day for the first time, extending their

schedule into the first week of May and adding new stakes events to go along with that.

"We couldn't be more excited about our new stakes and racing schedule," said Oaklawn president Louis Cella. "We are now able to present some of our best racing during the best time of the year weather-wise in Arkansas. While the Racing Festival of the South will remain the focal point of the season, we look forward to growing the new stakes races and providing our fans with world-class racing into May."

To read more about this and to see the new Oaklawn stakes schedule, click [here](#).



Get the Morning Headlines delivered straight to your inbox each morning - sign up [here](#) now!

### Belmont Handle Numbers Higher

Handle increased at the recently-concluded Belmont spring/summer meet. All sources handle checked in at \$634,276,776, a 9.1 percent boost over 2017, and the average daily handle number of \$11,967,486 represented an 11.1 percent increase over last year.

All the numbers from the Belmont meet are available [here](#).

### Sports Betting Opens at the Meadowlands

Saturday, July 14 was a historic day at the Meadowlands in New Jersey as the racetrack saw the opening of its new sports book. The Meadowlands has teamed up with FanDuel on the venture, and dignitaries from both the track and from FanDuel were on hand for the event, which proceeded that night's running of the track's signature harness race, the Meadowlands Pace.

"It was a long battle. Eight times we lost in court," said former New Jersey State Senator Ray Lesniak. "It was worth the fight every single step of the way. I want to congratulate Jeff Gural for sticking it out and for keeping this place alive until we could get them a boost in the arm."

You can read more on this story [here](#).

## Check out our HORSE PLAYERS SECTION



The go-to-site for...

**TIPS & PICKS • CARRYOVERS • CANCELLATIONS  
TOURNAMENTS • NEWS and MORE!**

[www.PaulickReport.com](http://www.PaulickReport.com)





# Saratoga: How to Master the Turf

By [Mike Adams](#)

One of the best things about the Saratoga meet is the diversity and the complexity of the turf racing that takes place. Six days a week, for the duration of the meet, the turf racing features full fields, high-quality horses from all over the country, lots of different distances and two different, unique turf courses. This makes for some confusing and challenging handicapping for the entire meet.

Saratoga has a main one-mile main turf course known as the Mellon Turf Course in honor of the Mellon family, and a seven-furlong inner turf course. The Mellon turf course hosts route races at 1 1/16 miles, 1 1/8 miles, 1 3/16 miles and sprints at 5 1/2 furlongs. The inner turf only holds route races and can accommodate races at 1 1/16 miles and 1 1/8 miles, like the Mellon, but also hosts races at one mile and longer races at 1 3/8 miles and 1 1/2 miles. Typically during the meet, NYRA will card around 40 races on the Mellon course and 70-80 races on the inner turf.

Saratoga Turf Distances	
Mellon Turf Course	Inner Turf Course
5 1/2 Furlongs	1 Mile
1 1/16th Miles	1 1/16th Miles
1 1/8th Miles	1 1/8th Miles
1 3/16th Miles	1 3/8th Miles
	1 1/2 Miles

Each of these two courses plays very differently, and I think it's very important to understand some of the idiosyncrasies and patterns that have emerged over the last few years on each course and at each distance.

## Mellon Turf Course

### **Route Races:**

The Mellon is the larger of the two turf courses at one mile in circumference, and as a result, it has traditionally favored horses who have a running style for stalking the leaders or who are rallying from off the pace in the route races (1 1/16 miles and over). Horses on the lead in route races on the Mellon have only won around 17 percent of the time over the last few meets, with a high of 25 percent in 2013 and a low of five percent in 2016. There are many factors in looking at these numbers, but it stands out that on the Mellon in route races that 83 percent of the time, horses are winning from either just off the pace or rallying from the back. These stats are pretty even at all route distances with the one exception being raced at 1 3/16. In those races, deep closers have a big advantage in winning at over 55 percent of the time over the last few

meetings. Post positions in routes on the Mellon have been fairly balanced, with the one exception being post one in 1 3/16 miles races. In a decent size sample, post one at that distance had a very low win percentage and a much higher propensity for second- and third-place finishes.

### *Keys for Mellon Turf Routes*

:

- Horses who will be stalking just off the leaders or rallying from mid-pack or further back win the majority of the races. The sweeping turns allow these horses to get into position on the turn and kick home hard in the stretch.
- Speed horses can and will win on the Mellon but need to be superior to their competition or get some real pace advantages to pull off a wire-to-wire win.
- Post position isn't a huge factor on the Mellon, but it can still play a role under the right circumstances if it causes a horse to be wide around both turns.
- In route races, the Mellon is pretty similar to turf courses you will find at most other U.S. tracks.



Join with promo code HANA

### **Sprint Races:**

One thing that makes turf racing unique at Saratoga is the ability to only run turf sprints on one track and at one distance, 5 1/2 furlongs. I find these races to be great betting opportunities. You have horses coming from downstate at Belmont, and shipping in from Kentucky where they have been running at five furlongs, six furlongs, and seven furlongs. This presents a great opportunity for the handicapper who can dial into the horses that will be most positively affected and most negatively affected by this change in distance. Many horses struggling at six furlongs will be right at home with a race just a bit shorter while at the same time some of the six and seven furlong closers will struggle with the shorter distance at Saratoga. Running style in these sprints also really favors horses on the lead or stalking just off the pace. The key is to watch for horses who should excel at the 5 1/2 furlong distance and who should get a good pace setup on the lead or stalking just off the lead to mid-pack. Post position is somewhat balanced, but the best spots are posts six and up. Horses in these posts can get position early and set themselves up for a clean trip. The inside posts are not a huge hindrance, but they can be if you have a slow starter inside. The inside runners need to find room on the turn in a tight pack to be able to put in their best run, and they will often encounter too much traffic to be successful if they don't put themselves in a good position at the break.

*(continued on next page)*

### *Keys for Mellon Turf Sprints*

- Turf sprints at 5 1/2 furlongs are a unique distance in American racing. Horses who excel at that unique distance will have a huge advantage in these sprints.
- Outside posts in Mellon sprints can have an advantage and can lead to a cleaner trip.
- Horses with inside posts can be successful, but they need to have some tactical gate speed to get into position and avoid traffic trouble on the turn.



*Horses racing on the turf at Saratoga - photo by [Penelope P. Miller, America's Best Racing](#)*

### **The Inner Turf Course**

#### **Route Races:**

The Inner turf course at Saratoga typically hosts more races than the Mellon, with the majority of these races being held at a mile and at 1 1/16 miles. At these distances, the best place to be is stalking the leader or being just off the lead in mid-pack. These types of trips will win at roughly 42 to 48 percent of the time, based on the last few meets. Horses on the lead or rallying from the back tend to win at an identical percentage, around 26 to 36 percent, depending on the meet. The reason that these numbers are wide is that I believe the inner turf is the most susceptible to changes in the weather and to the pace dynamics of each race. When the weather is hot and dry, the inner gets firm and fast, making it very hard to come from off the pace. When it rains and gets softer, it plays fairer and allows horses from the back to have more of a chance. The longer races on the inner (1 1/8 miles and up) shift to more of a Mellon profile, with horses faring better from mid-pack to horses coming from off the pace. When it comes to the inner it is very important to watch the races and look for any biases that develop. There will be times during the meet that it will be impossible to close from anywhere off-the-pace on the inner and other times when it is death to be on the lead. These things can happen on the Mellon too, but they happen much more frequently on the inner, so it's really important to keep a

handle on the weather. Saratoga can be very hot and dry for days, and then a massive storm can blow in and virtually flood the turf courses overnight. It's vital that you constantly monitor the trends on the inner to make sure you can keep up with the bias shifts. NYRA seems hesitant to water the inner in past meets, but that could change, and the track could play differently based on the condition of the course.

Race makeup and pace is also vital in handicapping any race on the inner. Many times, inferior horses will take advantage of a soft pace to run races that will far exceed their previous efforts. Cheap speed and an aggressive jockey can make the world of difference when the inner is fast and firm. Pace can also be tricky when trying to determine a bias. The inner is only seven furlongs, with tight turns. Horses can get loose leads, go moderate fractions, and win easily, even if the track is playing fairly. So don't automatically assume a bias just because of one longshot who wires a field.

Post position can also be more of a factor on the Inner. The outside posts have a tougher time in races at 1 1/16 miles and longer, while in one mile races, horses drawn outside without any gate speed can easily get left and be forced to make up too much ground on the tight turns of the inner.

### *Keys for the Inner Turf*

- Keep a keen eye on track bias and the changing weather conditions throughout the meet. The inner can be a superhighway at times, making it really hard to make up ground on the leading pack
- Post position can play a huge role in the makeup of races, and getting caught wide going into turn one on the inner can compromise a horse's chance to win
- Watch for which jockeys are adapting their style to fit the inner. Every year I see a few jockeys who really understand the inner and make changes to their riding styles to be successful, while others struggle to adapt to the changes in the course and look lost on the inner.
- Pace really makes the race on the inner, and don't be afraid to play that inferior horse at a price who looks like they will benefit from a slow pace

### **Final Thoughts:**

When it comes to route races on the Mellon, I think you can treat it like most of the other turf courses in America. Horses that are mid-pack and farther are not incredibly disadvantaged. To win on the Mellon wire-to-wire you must have a superior horse and/or get a perfect trip. You can be confident that the course itself will most likely not have a massive impact on the race. The fractions will generally be fair, and the sweeping turns allow closers to get into position for a big stretch run.

*(continued on next page)*



In sprints on the Mellon, look for horses who are going to excel at the unique 5 1/2 furlong distance. Certain horses just love sprinting on the Mellon, and you can have great success by focusing on these horses while, at the same time, downgrading horses that will be compromised by the unique distance.



When it comes to the inner turf, there are just way more variables to consider regarding pace, track bias, track condition, even which jockey is riding your horse. Successful handicapping on the inner takes preparation, extra thought, the ability to visualize how a particular race is going to set up, and how the uniqueness of the inner is going to help or hinder each runner. The inner can and will change throughout the meet, so what happens the first week will not happen the whole meet. You need to really approach races on the inner with an open mind and let the conditions of the day dictate your play. Keep an eye on what jockeys are adapting their riding style to the inner, and how the pace and track conditions are affecting the results. The inner, in my opinion, is one of the most complex courses in American racing, and nothing can be more rewarding than cashing a nice ticket after a horse gets the perfect inner turf trip and prevails because of the uniqueness of the course and a heads-up ride by his jockey.

I hope you all have a great meet and put some of these tips to use. One thing that is certain it never gets boring on the turf at Saratoga!!! Don't be afraid to hit me up on Twitter [@GateToWire](#) to tell me about your thoughts on the Saratoga turf courses and the successes you are having during the meet.

## Short-Term Betting Trends

**Unlike a lot of other Wagering Games, they can be a Horseplayers' Bread & Butter**

I was perusing the Twitter not long ago and a good portion of my timeline was freaking out. It was reported that the GOP took over the lead, [according to Reuters](#), in the generic congressional ballot polling for this fall. This is fairly shocking because the lead for the Democrats in such polling has been in the teens, at times, over the last six months.

With the medium term trends, and this tightening, we'd expect a big change in the wagering, correct? [Well, no](#). In contrast to my mercurial Twitter timeline with news, the betting market didn't even move an inch.

We see this often in political betting, or long-term sports betting, and it is a wonderful, perfectly rational anchor in an irrational topsy-turvy twitter world. Political bettors know the trends matter, but cohort changes that drive polls and polling in general are rarely trends, and are most-often noise. This is not even counting the concept of discounting, where an explosive story doesn't move the needle because of expectations, or a numbness to the daily machinations of the news.

Conversely, as horseplayers, we are opposite creatures. Short-term trends or silly polls aren't there to be discounted, they're there to be acted upon.

That track bias you noticed in the first two, buttressed by your data and smarts regarding wind, or drying out Tapeta? You have to get off your ass and act on it, because it could mean a five figure score. If you're wrong, it matters little, because you might lose a race or two and we're all used to doing that.

I watched a little Woodbine harness this spring. Their leading trainer was setting the world on fire in February and March, winning at well over 30 percent with everything. That was a trend that paid off, and if you bet each of his charges blindly you made money.

One day, however, he got cold, and he's never really that cold. Sharp horseplayers, unlike political bettors, paid attention and started fading everything he sent out. He then went three for his next 66.

I'm sure you can think of a day or week or even a month where you wished you got on a trend earlier, or jumped off one quicker. They're everywhere.

If you're a horseplayer, your bread and butter is betting trends; trends that happen in almost real time. There aren't a whole lot of betting games where that works and it's important to read and recognize it, and swiftly try and take advantage. It doesn't matter what's going to happen in the fall, it matters what's happening right now.

**DRF Bets™**

BET WITH THE BEST

**\$500**

★ **VIP BONUS** ★

★  
GENEROUS REWARDS

★  
CASH REBATES

★  
SUPERIOR SERVICE

**Get the Personal Attention You Deserve**

Join now at  
[DRF.COM/VIP](https://DRF.COM/VIP)





# Del Mar: Turf Trends



By [Craig Milkowski](#), [TimeformUS](#)

The Del Mar turf course was renovated prior to the 2014 season so that it would be able to accommodate the Breeders' Cup, and the event was held there in 2017 for the first time. Del Mar runs two fairly short meets each season, so building a database to profile the surface has taken some time. As the 2018 summer meet begins, there is enough data to draw some conclusions.

Del Mar runs several distances on turf, ranging from five furlongs to a mile and a half. Three of these are far and away the most common, and those are the ones we'll study: five furlongs, one mile, and one mile and a sixteenth. Del Mar also uses a temporary rail to even the wear and tear on the course. When used, the temp rail is placed anywhere from six feet off the hedge all the way out to 30 feet, and it is done in intervals of six feet. The good news is that unlike many turf courses, the profile of the track doesn't appear to change much at all as the rail moves outward. Perhaps that will change as more races are run on the course, but at this point grouping the races together works just fine.

## Five Furlongs:

The Del Mar meets are the only chance for horses on the Southern California circuit to run in a true turf dash. The shortest turf races at Santa Anita are run at 6 1/2 furlongs down the hill, often play more like a route than a turf sprint, and also tend to be won by specialists at the unique trip. Los Alamitos does not have a turf course. Be wary of horses exiting the 6 1/2 furlong races at Santa Anita if they don't have good early speed. The sprints at Del Mar are much different and horses are often overbet at Del Mar off good from down the hill.

The average turf winner of these races at Del Mar is about 1.81 lengths off the lead after the opening three sixteenths of a mile compared to 1.80 at all other tracks. But that is where the similarities end. Speed is not the advantage at Del Mar that it often is at other tracks. Only 26 percent of these races are won in wire-to-wire fashion, as opposed to 34 percent at other places. A seemingly large 55 percent of winners are in the top three at the first call at Del Mar, but that balloons to 65 percent elsewhere. Finally, the winner comes from the slowest three early only 13 percent of the time at tracks not named Del Mar, but jumps to 20 percent at this oval.

## One Mile:

The one mile distance is the only one we'll view today that is common to both Del Mar and Santa Anita. Just as was the case at five furlongs, Del Mar is not as friendly to speed as other venues tend to be. The average winner at Del Mar is 3.62 lengths behind the leader after the opening half mile. At other tracks, the average is only 3.38, and at Santa Anita it is just 3.16 lengths. Santa Anita early front-runners score at 20 percent at one mile, and it is only slightly less at all other tracks---19 percent. But at Del Mar it drops down to 17 percent. Looking at the top three runners early, Santa Anita is still kinder to speed with this population, making up 49 percent of the winners. This drops to 45 percent at all other tracks than Del Mar, and is only 39 percent at Del Mar. Horses winning from the back of the pack, the last three positions early, win at 23 percent at Santa Anita, 25 percent at other tracks, and 26 percent at Del Mar.

## One Mile and a Sixteenth:

Winners at this distance at Del Mar average over four lengths behind after the opening half mile, a full half-length farther back than at all other tracks. Only 15 percent lead the entire way as compared to 18 percent at all others. The winner comes from the top three early just 37 percent of the time as compared to a 44 percent rate overall. The same trend holds when looking at back runners early---Del Mar has 34 percent of its races won by this group while the rest of North America checks in at only 24 percent.

## Conclusion:

Across North America, speed is not the advantage on turf that is on dirt. Dirt courses are not exactly alike, but they do tend to play fairly similarly regardless of location. There is more variance on turf, and Del Mar does appear to be unique. Early speed is even less of an advantage at Del Mar than it is on most other turf courses. Winners tend to come from farther back in the field, both in terms of lengths behind and in position. Horses can win on the front end, but it is tougher than on other turf courses. The differences are even bigger when comparing Del Mar to its sister track Santa Anita. Horse racing is a tough game to beat. It pays to look for small edges, and knowing Del Mar plays differently than other turf courses can help at the windows.

Del Mar-Furlongs	Avg BL 1st Call	Wire to Wire	Top 3, 1st Call	Last 3, 1st Call
5.00	1.81	0.26	0.55	0.20
8.00	3.62	0.17	0.39	0.26
8.50	4.12	0.15	0.37	0.34
All Other Tracks				
5.00	1.80	0.34	0.65	0.13
8.00	3.38	0.19	0.45	0.25
8.50	3.61	0.18	0.44	0.24
Santa Anita				
8.00	3.16	0.20	0.49	0.23

## Keep your Customers Happy; They're all you have

**The millions watching and hundreds of thousands attending the Derby is great, but in the grand scheme of things the every day watcher needs to be an Industry Focus**

The Derby attendance and betting metrics are pretty impressive. Derby Day handle alone is somewhere around \$200 million. Attendance for the Oaks and Derby will sky to over a quarter of a million people. Good times. Churchill Downs Inc. deserves a lot of credit for those numbers. Since about 2008, the company's strategy has centered completely on the event. They've broadcast the Oaks on Bravo to reach a new demo. They created a red carpet event, hosted by people who likely don't know a mane from Maine. They sell the week with ancillary events, many which have little to do with the sport, or wagering aspect of horse racing.

When you do that, you attract a certain type of customer – one not unlike the woman described in this tweet:



Connie  
@MsVFAB

Following

@Pullthepocket A woman on my commuter flight home was wearing a Derby hat. As she walked off the plane, the pilot asked her which horse she liked. Silence. She's so excited to go to the Derby but she cannot name one horse in the race. How do we reach people like her? Can we?

2:06 PM - 3 May 2018

This type of customer causes great debate in the sport of horse racing. Insiders wonder why a company like Churchill Downs spends so much money to attract people who don't know any of the horse's names; why they're selling parties not superfectas; why their focus seems to be on this demographic only.

The answer to that, in my view, is that when you market (or brand market) with a finite amount of money, you attack the lowest hanging fruit. That's the woman on the plane.

The woman on the plane will come to the Derby, spend hundreds or thousands on seats, merchandise and concessions, and that revenue goes right into the company's pocket. If she bets, that's great too, but it's not nearly as important – the 20 percent blended takeout is sliced and diced to horsemen, the state, and others. If she wagers \$200, it's maybe \$6 to the company's bottom line.

With those cost and revenue numbers wouldn't you sell the sizzle, too? This is why, I believe, so many other tracks have followed Churchill's lead.

Conversely, let's look at the other side of the coin – selling the sport to bettors who will become lifetime

customers, and who will bring in hundreds of thousands of dollars of revenue throughout their betting life. That's a whole lot tougher. They're not going to see a red carpet or a tote board and run to the nearest racetrack, and these types of people are very hard to find in the first place. Let's say you land a handful of bettors who do want to learn to wager, though, and maybe you offer them a free Derby bet for the big race. Those folks have to sign up to a betting site or be near a racetrack, and if they want to bet more than just their free wager, not only do they have to set up a funding mechanism (which can be tricky and another barrier), they likely have to read a half a dozen handicapping books to get up to speed.

Those barriers to entry are real and each one of them acts as a leak, with your handful of potential bettors turning into none in a hurry. It's hard work.

This represents a maddening conundrum. Under the current strategies, it is simply not economically feasible enough – both on the cost and revenue sides – to spend money to attract bettors for the long-term health of the sport. However, without bettors for the long-term, there is no horse racing. The sport can't race a Kentucky Derby or Breeders' Cup every day.

The alternative, as I see it, is to employ the same strategy Churchill Downs Inc. uses – go after the lowest hanging fruit. And the lowest of the low is the current horse racing bettor.

The existing bettor already knows the sport. They have an ADW account with an established funding mechanism; they've already read Ainslie and Brohammer and Maloney and Crist; they already know how to be a customer.



Eric Poteck  
@Epo13

Following

And hence no investment in the gambling side of the business. Such as (in no particular order) tote modernization, race timing, production graphics, protecting the games integrity, etc, etc...

It should be noted that the majority of NA Racetracks are pursuing this strategy

Spending "marketing" money to encourage them to bet more via enhanced rebating (lower takeout), investing in a better infrastructure, and examining customer wants and needs at each turn are three possible tactics. That might not be flashy marketing spend – it doesn't involve billboards, red carpets or celebrities. But it's effective. When you watch a huge horse racing event and see all the happy people, be happy. It's great to witness so many enjoying an event showcasing the equine athletes we all admire. But remember, most of those people won't be playing the third at Emerald next Saturday. Those who will might not seem as important as a woman on a plane in a Derby hat, but they are.

They are your customer, and when the lights of the twin spires go dim for the evening, they're all you have.



[illegible][illegible][illegible]

22

Bow Town Cat was the post time favorite at 8-5; Afleet Tizzy second choice at 5-2. Peach Alley went off at 9-1. Both Afleet Tizzy and Bow Town Cat have significant speed figure advantages over Peach Alley; indeed, *her* numbers are regressing!

Tizzy's connections are powerful as are her two most recent races...*but*...her current form is questionable, and it seems clear that she prefers more than six furlongs. Bow Town Cat is in good form, morning line and post time favorite...Silvera rides again; she's an improved mare at the top of her game...but her last four races tell us that she too prefers more distance.

Tough decision; but Peach Alley's early kick and inside post say she has a shot despite her slower numbers – and she's 9-1!

I'm a conservative bettor; it took all my courage to choose Peach Alley over these two hard-knocking campaigners; but there was a case to be made for Peach Alley at 9-1.

So...in the ninth at Parx on April 10, 2018...I made the right decision.

**NINTH RACE**  
**Parx Racing**  
April 10th, 2018

6 FURLONGS (1-37) ALLOWANCE. Purse \$48,300 (Includes \$14,720 PARF - Pennsylvania Bonus Program, Places \$14,720 PARF - Pennsylvania Bonus Program) (PLUS UP TO 40% PARF FOR FILLIES AND MARES FOUR YEARS OLD AND UPWARD WHICH HAVE NEVER WON A RACE OTHER THAN MAIDEN, CLAIMING, STARTER, OR STATE-BRED OR WHICH HAVE NEVER WON TWO RACES. Weight, 124 lbs. Non-winners Of A Race Since March 10 Allowed 3 lbs. (Claiming Races Not Considered In Allowances). (Clear 51)

Value of Race: \$61,470 Winner \$38,640; second \$12,880; third \$5,000; fourth \$2,750; fifth \$1,380; sixth \$250; seventh \$250; eighth \$250. Mutual Pool \$79,835 Exacta Pool \$64,965 Superfecta Pool \$21,366 Trifecta Pool \$37,151 Pick 3 Pool \$19,999

Last Race	# Horse	M/E	A/S	WL	PP	St	1/4	1/2	3/4	Str	Fin	Jockey	Odds \$1
27Mar18Ppx4	1 Peach Alley	Lb	4F	121	1	6	51	42	1 1/2	1 1/2	1 1/2	Whitney D G	9.00
12Feb18Ppx1	3 Afleet Tizzy	Lf	4F	121	3	2	4 1/2	31	2nd	2nd	2nd	Navarro J	2.40
24Mar18Ppx1	7 Bow Town Cat	L	3M	124	7	1	11	1 1/2	3rd	3rd	3rd	Silvera R	1.40
27Mar18Ppx1	8 Checkbouncin Billy	Lf	3M	124	8	4	3rd	5 1/2	4th	4th	4th	Rosado R J	5.90
19Mar18Ppx1	4 Revolving Storm	Lf	4F	121	4	5	7th	8	51	5th	5th	Castillo D	66.90
27Mar18Ppx6	2 Champagne Ruby	Lb	7M	121	2	8	8	6 1/2	6 1/2	6 1/2	6 1/2	Esquivel E	17.50
27Mar18Ppx3	5 Rapidez	Lb	6M	121	5	7	6 1/2	7 1/2	7 1/2	7 1/2	7 1/2	Rodriguez E V	75.00
25Nov17Ppx4	6 Sensational Toy	Lf	4F	121	6	3	2 1/2	2 1/2	8	8	8	Carmouche K	4.50

OFF AT 4:43 Start Good For All But CHAMPAGNE RUBY. Won driving. Track Fast.  
Time :23 1/2, :48, 1:01, 1:13 (23.20, :48.00, 1:01.07, 1:13.91)

**\$2 Mutuel Prices:**  
1- PEACH ALLEY ..... 20.00 8.00 3.80  
3- AFLEET TIZZY ..... 3.40 2.40  
7- BOW TOWN CAT ..... 2.20

**\$2 EXACTA (1-3) PAID \$107.40 10 CENT SUPERFECTA (1-3-7-8) PAID \$37.77**  
**50 CENT TRIFECTA (1-3-7) PAID \$87.80**

Bay Filly, (No), by Jump Start - How Bout Tonight by Proud Citizen. Trainer Michael W. Salvaggio, Jr. Bred by Thomas G. McGray (PA). PEACH ALLEY saved ground early, angled wide rallying at the quarter pole then edged away late under confident handling. AFLEET TIZZY settled close up inside, swung out advancing in the stretch but was outdistished. BOW TOWN CAT broke stately and set a clear pace inside to the stretch and weakened. CHECKBOUNCIN BILLY stalked the pacesetters three wide, faded on the turn and was no factor. REVOLVING STORM dropped well behind and was never in contention. CHAMPAGNE RUBY hesitated at the start losing all chance, rushed inside and was no factor. RAPIDEZ taken under a firm hold early, raced wide on the turn and faded. SENSATIONAL TOY prompted the pace in the two path and stopped through the stretch.

Owners- 1, Thomas G. McGray; 3, Delliner, Marvin and Krall, George; 7, Perrone, Albert and Reid, Gerald; 8, Eagle View Farm and Farro, Patricia; 4, Gustavo Chacon; 2, Our Blue Streaks Stable; 5, Emerald Racing Stable LLC; 6, Carlo De Thomasi Trainers- 1, Michael W. Salvaggio, Jr.; 3, John C. Servis; 7, Patrick L. Reynolds; 8, Patricia Farro; 4, Gustavo Chacon; 2, Scott A. Lake; 5, Harold G. Whyte; 6, Jean Serey Breeders- 1, Thomas G. McGray (PA); 3, Blackstone Farm, LLC (PA); 7, Shadybrook Farm Inc (FL); 8, Richard Simoff (PA); 4, Gilbert G. Campbell (FL); 2, Casaplan Farm LLC (NY); 5, Mr. & Mrs. Charles A. Cuyill (PA); 6, Carlo De Thomasi (NJ)

\$1 Pick 3 (4-5-1) Paid \$146.80; Pick 3 Pool \$19,999.

brisset.com

© Copyright 2018 Blackbox Research Information Services www.brisnet.com. This product was created with data that was supplied by and is proprietary to Equibase Company LLC. All rights reserved. Please official data is copyright protected.

(Note that there were *no* excuses for Afleet and Bow Town; they both ran their races.)

"Storytelling" is simply an attempt to put *objective* data into a *subjective* narrative. Trainers read the Form, the Sheets, etc. but they don't make decisions on numbers alone. Rather...either consciously or instinctively...they put this data into an integrated whole when deciding where or when to run their horses.

Storytelling means asking *why?* Why this day, this race, this track, this surface, this distance?

So – become the trainer for a day; read between the lines, ask "Why?", start from the bottom up, and *finish* the story!

## To Fix Late Odds Shifts, Change the System

### Late Odds Changes are Nothing New in Today's Wagering Landscape

By Dean Towers, originally published at the [Paulick Report](#)

Saturday, July 7 was a wonderful day at Belmont. We saw great racing in great weather in a beautiful setting, and for customers there were huge pools to bet into. It was truly some of the best this sport – a sport my friend Eric Poteck calls "Gambletainment" -offers. It had something for everyone.

On the customer side, though, we got to witness something not-so-great about the sport – the late odd change phenomenon. It was particularly apparent in the sixth race – the Dwyer - as Firenze Fire, the eventual winner dropped from 5-1 to 5-2 last flash.

Late odds changes have been happening for some time, as a function of so much money coming into the pools from off track. But over the last few years with more and more interaction via social media, the reaction to these drops has reached a zenith. When a horse is 4-1 at the off, you're supposed to be happy when he or she wins, but when you somehow get paid \$5.60 for your two dollar bet, it understandably causes a negative feeling.

At Belmont on July 7, as is customary in the pari-mutuel system, a large portion of the wagering was added to the pool at the off. For the big stakes and invitationals, the Dwyer saw 44.8 percent of all wagering after one minute to post, the Belmont Sprint 39.9 percent, the Belmont Oaks 29.9 percent, the Suburban 44.1 percent, and the Belmont Derby 47.4 percent.

I bet even some seasoned industry participants would find those ratios pretty shocking.



**DEL MAR  
ALL-ACCESS  
PACKAGES!**

**BUY NOW**

HANA Member Discount!  
Use code **HANA** for 10% Off  
Expires 7/31/18



In terms of the reason for late odds changes that happen so often, it could be the computer teams, sharp money, a big one-off wager, or inside barn money betting through  
(continued on next page)



rebate shops doing the damage, but whatever the reason, in most cases these changes are usually just a resetting of the odds from what's bet early, to a fairer line.

For example, in the Belmont Derby, My Boy Jack went from 3-1 to 5-1 last flash because people on track seem to really like My Boy Jack, but the colt was not, in most bettors' view, worth 3-1. At small tracks this happens as a matter of course. Picture a hypothetical "Dina's Kitten" who is 3-5 early, who then rises to 7-1 final odds. Unbeknownst to us it was because the very well attended "Dina's 50<sup>th</sup> birthday bash" was held in the clubhouse. Most industry analysts have offered suggestions to 'fix' this issue – stop betting when the horses load, kill computer wagering and so on – but I think that's not optimal in a sport that needs a big wagering tent. The solution, in my view, lies in building a better system.

Exchange wagering has been a go-to system for years around the world, but in the US it's still in its relegated to New Jersey. This is somewhat understandable because various U.S. entities do not want to give up control. But I fear the business may be missing out, especially since new sports wagering law allows for new systems like this to proliferate.

When you watch racing in the UK or Australia, the commentators quote the exchange price (or fixed odds price), with supreme confidence. Punters happily ply their trade shopping for prices and these prices are locked in, so late odds drops can't happen. The system works alongside the tote just fine, and after the race, customers spend their time on twitter doing what they should, talking about the race, rather than about what odds the horse they just bet dropped to.

For the Firenze Fire Dwyer win that has caught the eye of so many (whatever happened or didn't happen [with one big bet](#)), an odds shift downwards was assured, as the trading at Betfair exemplifies.

On the exchange, the starting price (the expected off price) on the colt was a shade about 7-2 after commission. The average matched price during trading was about 7-2 after commission. This matched up with the after takeout price of Firenze Fire in the doubles via the tote, which was about 7-2.

In that context, there's very little mystery about a large portion of the late money Firenze Fire took across the pools that knocked him down to 7-2. The markets said 5-1 was too high, and the late money corrected it to truer odds. That he ended up 5-2 (because of a large reported bet) probably means he was bet down more than most professional teams or sharp punters thought he should be. With sports betting now passed in many states, the wagering public is being introduced to fixed odds, in-running betting and some pretty amazing technology. In time, they'll be growing more and more savvy and smart about wagering. In response, horse racing needs to step up its game. The current pari-mutuel system for win betting creates an unwelcome chaos in a multi-billion dollar wagering sport. Modern betting customers deserve and will increasingly demand better.

## Saratoga: What? It Can't Be!

By [Jon Stettin](#), [Past The Wire](#)

It is easy to talk about the big wins and scores, and at one point or another most, if not all, of us do it. I remember them all, but we know this game takes us through the highest highs and lowest lows, regardless of what part of it you are in. One thing I learned long ago is that you have to take the good with the bad. I remember the tough beats, and I talk about them as much as the wins. Two that will always stand out are Swain for the Pick 6 and Pick 4 in the Breeders' Cup Classic. I hit both with Awesome Again, but Swain meant so much more and how he lost still stings. Another one is needing Dancing House for the whole Breeders' Cup Pick 6 pool, which was just north of a cool mil, the year my other single Beholder won the Distaff. Dancing House was a 20-1, or thereabouts, single, and she did go on to win stakes, albeit on the dirt later, but that didn't help.



Timing is so much in all aspects of life. I think the beat I will discuss today has as much to do with the timing of it, and how it occurred, as the monetary loss alone. The very large majority of my Saratoga memories are great, and the meet has been generous to me consistently over the years. This particular day, things did not fall my way, although for a minute or two I believed they did, and thus I know how I would have felt had it played out that way.

It was Travers Day 2008. I was having a rough time and a rough meet. The life of a professional player has more ups and downs than that of a conventional lifestyle, and this was definitely a down period in every way imaginable on and off the track.

Worry, who me? No way. I could right the ship with one big and bold correct move, and that is precisely what I planned to do. I had done it many times before and I was going to do it again, and this was the day.

I loved Mambo in Seattle in the Travers. He was the horse

*(continued on next page)*



that was going to save the day. I was sure he would win, but my question was how to bet him to maximize the score, which I needed to do. Betting to win wouldn't do it. The field was big which helped the exacta probable payoffs, but I was torn for who I liked to finish second. The pick 4 had a big pool. If I ended with Mambo in Seattle as a single, the pay outs should be good, as the first three legs were pretty wide open, in my opinion. I thought if I could stay alive to Mambo, and I get a little lucky in a leg or two leading up to the Travers, I could really get back on track. Funny how this game is, I never even considered the prospect of him losing. I just needed to stay alive as he was going to win the Travers.

I drove to Calder to bet and planned to watch from home, as I often did back then. I called my dad and told him to watch and to root, but not to give me any results or to call me. I would be driving home during the races and wanted to watch without results. He said he wouldn't say anything if he called, but I told him that his voice would give it away. He knew what it meant to me.

My budget, which pretty much was all there was between me and poverty, allowed for an \$10 pick 4 with Mambo in Seattle the only single in the last leg the Travers. Just to help the cause a bit, I also bet two exactas with Mambo in Seattle over both Colonel John and Harlem Rocker. There was no reason to reverse either one of them. I knew the winner; I just had to have the right second horse.

I made it home about two minutes to post for the Travers. I couldn't watch it live as I had to watch the other three legs first. It was tough, but that was how I wanted it. Porte Bonheur, at something like \$25, was just the start I needed, and I felt I was already in a good spot after the first leg.

Shakis, at something like \$10 or \$12, kept me going, but second-place finisher War Monger, who was my top choice, would have been nicer. I was not complaining. After a \$15 winner kept me alive, and the Pick 3 paid around \$1,800 for two dollars, I thought I was in good shape.

I fast forwarded to the walking into the gate. I didn't even pause for the will pays into the Pick 4. I had a \$10 ticket alive to Mambo in Seattle, and that was going to be sweet. I also had the two exactas which would ice the cake if I was right.

The race ran just about how I thought it would through the early stages. Mambo in Seattle was pretty far back, but by the time they hit the backstretch they were bunching up in front of him, which is what you want if the pace is slow, which it was.

On the turn Robbie Albarado let Mambo go, and he made a big wide move into contention and my eyes were on him. He didn't get a call yet from Tom Durkin, but he looked like he would be right there to me.

In the stretch I could tell it would be close, and the

horses it was between were the ones I needed. Mambo was coming wide with Harlem Rocker and Colonel John. Colonel John and Garrett Gomez had saved all the ground and were running big. But, Robbie avoided a lot of bumping by being so wide and had the momentum. He was going to get up, he was coming, he made it, and I knew it. Tom Durkin called it too close to call, but I knew I won. Robbie Albarado knew it too and pumped his fist. I figured it had to be about \$75 or \$80K for the pick 4 and maybe another \$10 or \$12K for the exacta.

While watching the gallop out I called my Dad to celebrate. He answered very solemnly. I became concerned about him immediately and asked what was wrong.

He said, "Did you see the race?"

"Yes, we won," I said.

"No, he didn't he got beat," he replied.

"What are you talking about I just watched it, he won, Albarado pumped his fist. Are you sure?"

"He *expletive* lost," he said.

I fast forwarded to real time, "What! It can't be!"

The highest highs and lowest lows.

# Win Your Way In!



## PEGASUS WORLD CUP BETTING CHAMPIONSHIP

### Play the Real-money Cash Is King X Tournament at



**BETPTC.com**  
Racing's Best Kept Secret



## A Division for the Ages

By Greg Reinhart

As the first Saturday in August draws ever closer and the Hambletonian picture comes into clearer focus, it's not the 3-year-old trotting colts that are drawing the ooh's and aah's of the harness racing world, it is their counterparts in the sophomore trotting filly division.

Simply put, it's hard to recollect such a deep and talented group of Standardbreds occupying one group, and that was evidenced very clearly this past Saturday. Plunge Blue Chip, who while a very good 2-year-old, winning many New York Sire Stakes events and the Goldsmith Maid against opens to finish out her year, had been beaten twice in-a-row coming into her Del Miller Memorial division. Nevertheless, she came an impressive first-up against Manchego, a gifted filly in her own right, and wore her down in the last stride, stopping the clock in 1:49 4/5, the fastest mile ever trotted by a 3-year-old.

The filly who had handed Plunge Blue Chip those consecutive defeats before her record mile was the brilliant Atlanta, a daughter of Chapter Seven who has been simply remarkable in every start this year.

She defeated older foes, including the very good open mare Celebrity Ruth, in her seasonal debut at the Meadowlands in 1:52, capped off with a 27 1/5 final kicker. She then went into stakes company, winning her Empire Breeders Classic elimination at Vernon Downs in a romp in 1:53 1/5, setting the stage for her first matchup with Plunge Blue Chip in the May 28 final. Atlanta was devastating that day, making front and rolling home in 26 3/5, finishing off a 1:50 3/5 mile and defeating Plunge Blue Chip by 4 1/2 lengths. Plunge Blue Chip and Atlanta squared off again in the New York Sire Stakes on June 24 at

Tioga Downs, and things went Atlanta's way again, as she kicked away from the pocketed Plunge Blue Chip, zipping home in 27 1/5 to win in 1:52 1/5, and downing Plunge Blue Chip by 3 1/4 lengths.

Atlanta was not in action at the Meadowlands, qualifying at The Downs at Mohegan Sun Pocono instead, but she will get her final prep for the Hambletonian or Hambletonian Oaks in the New York Sire Stakes back at Vernon on Friday night. The question will then be which race will she go in? Certainly going in the Hambletonian Oaks would make that race even more intriguing. Having her match-up against Manchego, Plunge Blue Chip, and Phaetosive, who won her Del Miller flight easily, would make that race even more must-see and compelling. However, trainer Rick Zeron might opt to race against the boys and go in the two-heat Hambletonian instead, and honestly, barring a poor race at Vernon, I have to say why not? The 3-year-old colt division is not bad; Six Pack set a world record of 1:50 in a Stanley Dancer division Saturday at the Meadowlands, and Wolfgang, the Goodtimes winner at Woodbine Mohawk Park, won his Dancer split handily, but I don't see them as unbeatable. Six Pack was second in the Beal at Pocono, albeit from post nine, and tired badly in the lane late in winning his Empire Breeders Classic final at Vernon, and Wolfgang still has to show he can win without Lasix, which will not be permitted in the Hambletonian, and missed time after having a testicle removed after the Goodtimes win.

Yes, a filly having to go two heats is likely a concern for Team Zeron, but driver Scott Zeron has tasted success in the Hambletonian before, winning it with eventual Triple Crown champion Marion Marauder, and capturing an elimination last year with International Moni. That kind of history is what you like to see, as it shows that Zeron knows how to get the most out of his horse in the elimination, while also keeping something in reserve for the final later that day. Also, Mission Brief was not disgraced at all when she raced in the Hambletonian a few years ago, winning her elimination and finishing second in the final. I also believe strongly that a filly winning the Hambletonian is one of the ultimate achievements in the sport, and puts you right up there with any of the greats. We saw boldness rewarded when supplemental entrant Courtney Choice won the Meadowlands Pace, and I believe that could happen again should Atlanta go in the Hambo.

Make no mistake about it, whatever decision Zeron and the connections of Atlanta make, the Hambletonian Oaks will still be a sensational race. Even past the big three or four fillies, you have the likes of Hey Blondie, who charged home in 26 3/5 after a troubled trip to finish third to Phaetosive in the Del Miller, Lima Novelty, who overcame a trailing post 12 to win the Mary Reynolds at the Meadowlands in 1:52 1/5 for Scott Zeron and Linda Toscano, and Live Laugh Love, who was a good third in the world record Plunge Blue Chip race, finishing just three lengths behind the top two and trotting her own mile in 1:50 2/5. It will be a race (and eliminations) not to miss.

# Harness Racing Takeout Chart

There doesn't seem to be a track takeout chart for harness racing anywhere on the Internet, so we've put one together. Feel free to [email](#) us if you find any errors.

RACETRACK	WPS	EX	DD	TRI	SUPER	P3	P4	P5	P6	HI-5
BANGOR RACEWAY	18	26	26	26	26	26	26			
BATAVIA DOWNS	18	20	20	25	25	25	25	25		
BUFFALO RACEWAY	18	20	20	25	25	25	25	25		
CAL EXPO	17.4	24.2	24.2	24.2	24.2	24.2	16	16	16	16
CENTURY DOWNS	15	22	15	25	25		15			15
CHARLOTTETOWN	25.3	30.3	30.3	34.3	30.3	21.3	21.3		21.3	21.3
CLINTON RACEWAY	24	24.9	24.9	26.9	24.9	24.9				
DAYTON RACEWAY	18	22.5	22.5	22.5	22.5	22.5	22.5			
DOVER DOWNS	18	25	25	25	25	25	25	25		
FLAMBORO DOWNS	24.7	24.7	24.7	26.7	24.7	24.7	24.7			15
FRASER DOWNS	15	21.3	21.3	26.8	26.3	22.3	15			
FREEHOLD RACEWAY	17	19	19	25	25	25	25	25		
GEORGIAN DOWNS	24.7	24.7	24.7	26.7	24.7	24.7	24.7	24.7		24.7
GRAND RIVER	17	20.5	15	27	26.3	15	15	15		15
HANOVER RACEWAY	25	25	25	27	25	25	25			
HARRAH'S PHILLY	17	20	20	30	32	26	15	15		
HARRINGTON RACEWAY	18	25	25	25	25	25	25	25		
HAWTHORNE	17	20.5	20.5	25	25	25	15	15		20JP
HIPPODROME 3R	21.3	26.3	26.3	26.3	26.3	26.3				20.3
HOOSIER PARK	18	21.5	21.5	21.5	21.5	21.5	21.5	21.5		
LITTLE BROWN JUG	18	22.5	22.5	22.5	22.5	15	15			
MEADOWLANDS	17	19	19	25	20	20	15	15		15JP
MIAMI VALLEY	18	22.5	22.5	22.5	22.5	22.5	22.5	22.5		22.5
MOHAWK	17	20.5	20.5	27	26.3	26.3	25	15		15JP
MONTICELLO RACEWAY	18	20	20	25	25	25	25	25		
NORTHFIELD PARK	18	22.5	22.5	22.5	22.5	14	14	14		14
NORTHVILLE DOWNS	17	28	28	28	28	28	28	28		
OCEAN DOWNS	18.8	20.8	20.8	26.8	26.8	26.6	26.8	26.8		
PLAINRIDGE	19	26	26	26	26	26	26			
POCONO DOWNS	19	20	20	30	30	25	25	15JP		25
POMPAO PARK	19	20	20	24	24	22	12	22	24	18JP
RIDEAU CARLETON	24.1	24.1	24.1	27.3	24.1	24.1	15			15
ROSECROFT	18.8	20.8	20.8	26.8	26.8	26.8	26.8	12		
RUNNING ACES	17	19	19	23	23	23	23	23JP		
SARATOGA HARNESS	18	20	20	25	25	25	25	20		
SCARBOROUGH DOWNS	18	26	26	26	26	26	26			
SCIOTO DOWNS	18	22.5	22.5	22.5	22.5	22.5	22.5	22.5		
SUMMERSIDE RACEWAY	25.3	30.3	30.3	34.3	30.3	21.3	21.3		21.3	21.3
THE MEADOWS	17	20	20	25	25	20	20	20		
THE RED MILE	18	25	25	25	25	25	25	25		
TIOGA DOWNS	15	17	17	21	21	21	21	21		
VERNON DOWNS	18	20	20	25	25	25	25	25		
WESTERN FAIR	21.4	26.3	26.3	28.3	26	15	15			15
WOODBINE	17	20.5	20.5	27	26.3	26.3	25	15		15JP
YONKERS RACEWAY	18	20	20	25	25	25	25	25		





DON'T MISS A MINUTE...

# *The Hambletonian*

AT THE MEADOWLANDS

**\$1.2 MILLION HAMBLETONIAN &  
\$500,000 HAMBLETONIAN OAKS**

**SATURDAY, AUGUST 4, 2018**

**Gates Open 10:00 a.m. • First race 12:00 Noon**

**Live on CBS Sports Network  
4:00-5:30 P.M. (EDT)**

**CBS SPORTS  
NETWORK HD**



Check out our new store  
for all Hambletonian &  
Breeders Crown merchandise  
[www.hambletonianshop.com](http://www.hambletonianshop.com)



Thanks to our sponsor  
**Hanover**  
Greatest name in  
Harness Racing

For more information  
visit [playmeadowlands.com](http://playmeadowlands.com)  
or [www.hambletonian.com](http://www.hambletonian.com)

Photos: Michael Lisa/Lisa Photos; Vicki Wright



# Saratoga Stats Pack - Part Two

2017 Meet – Jockey/Trainer/Sire/Last Track/Odds Stats. Please note some of these stats have been cut down from the full file for space reasons. If you'd like to download the entire text file, please click [here](#) for Saratoga and [here](#) for Del Mar.

## Jockeys in Dirt Sprints

\*\*\*\*\*  
 BY RIDER sorted by wins Run Date: 7/18/2018 5:34:39 PM  
 \*\*\*\*\*

UDM	PLAYS	WINS	WIN PCT	WIN IMPACT	WIN ROI	PLACES	PLACE PCT	PLACE ROI
*****	*****	*****	*****	*****	*****	*****	*****	*****
ORTIZ JOSE L	119	22	0.1849	1.4161	0.7055	39	0.3277	0.7227
ORTIZ JR IRAD	115	19	0.1652	1.2652	0.797	38	0.3304	0.7283
VELAZQUEZ JOHN R	63	19	0.3016	2.3098	0.9524	29	0.4603	0.9849
SAEZ LUIS	97	14	0.1443	1.1051	0.8691	24	0.2474	0.7077
CASTELLANO JAVIER	82	14	0.1707	1.3073	0.6329	30	0.3659	0.7341
FRANCO MANUEL	103	10	0.0971	0.7436	0.7146	20	0.1942	0.7044
CARMOUCHE KENDRICK	51	8	0.1569	1.2016	0.8137	8	0.1569	0.4118
ROSARIO JOEL	68	7	0.1029	0.7881	0.6118	16	0.2353	0.7794
SANTANA JR RICARDO	66	6	0.0909	0.6962	0.8727	18	0.2727	0.8841
DAVIS DYLAN	46	5	0.1087	0.8325	1.6272	9	0.1957	0.8707
ARROYO ANGEL S	50	4	0.08	0.6127	0.421	16	0.32	1.013
LEZCANO JOSE	40	4	0.1	0.7659	0.5075	10	0.25	1.065
ALBARADO ROBBY	13	4	0.3077	2.3565	1.6077	7	0.5385	1.25
CANCEL ERIC	39	3	0.0769	0.5889	0.4346	12	0.3077	1.5962
MARAGH RAJIV	38	3	0.0789	0.6043	0.3684	5	0.1316	0.4039
LOPEZ PACO	37	3	0.0811	0.6211	0.6122	6	0.1622	0.6662
ALVARADO JUNIOR	25	3	0.12	0.919	0.87	8	0.32	1.176
REYES LUIS R	27	2	0.0741	0.5675	4.6722	3	0.1111	1.3889
GEROUX FLORENT	27	2	0.0741	0.5675	0.2981	3	0.1111	0.2222
BRAVO JOE	26	2	0.0769	0.5889	0.1788	5	0.1923	0.55
GAFFALIONE TYLER	11	2	0.1818	1.3923	1.6909	2	0.1818	0.7955
LEPAROUX JULIEN R	19	1	0.0526	0.4028	0.1789	4	0.2105	0.6947
LUZZI MICHAEL J	15	1	0.0667	0.5108	0.5333	2	0.1333	0.5233
DIAZ JR HECTOR RAFAE	7	1	0.1429	1.0944	0.8571	2	0.2857	0.6857
MCMAHON C J	3	1	0.3333	2.5526	6.8	1	0.3333	1.8
GUTIERREZ MARIO	2	1	0.5	3.8293	6.1	1	0.5	2.55
SMITH MIKE E	2	1	0.5	3.8293	1.075	1	0.5	0.975
GOMEZ OSCAR	1	1	1	7.6585	2.5	1	1	1.45
CONTRERAS LUIS	1	1	1	7.6585	5.5	1	1	2.8
MONTANEZ ROSARIO	14	0	0	0	0	0	0	0
CAMACHO JR SAMUEL	10	0	0	0	0	0	0	0
LEZCANO ABEL	5	0	0	0	0	0	0	0
ROBLES JORGE G	5	0	0	0	0	1	0.2	3.08
HERNANDEZ JR BRIAN J	4	0	0	0	0	1	0.25	0.3625
DECARLO CHRISTOPHER	3	0	0	0	0	0	0	0
GRAHAM JAMES	2	0	0	0	0	0	0	0
JIMENEZ SAMUEL	1	0	0	0	0	0	0	0
STARKE ANDRASCH	1	0	0	0	0	0	0	0
HERNANDEZ CARLOS J	1	0	0	0	0	0	0	0
BOCACHICA ARNALDO	1	0	0	0	0	0	0	0
CHANG TZEONN	1	0	0	0	0	0	0	0
DAVIS JACQUELINE A	1	0	0	0	0	0	0	0

**DRF SARATOGA**  
**ALL-ACCESS PACKAGES!**

HANA Member  
 Discount!  
 Use code **HANA**  
 for 10% Off  
 Expires 7/31/18

**BUY NOW**



## Trainers in Dirt Sprints

BY TRAINER sorted by wins					Run Date: 7/18/2018 5:35:10 PM			
UDM	PLAYS	WINS	WIN PCT	WIN IMPACT	WIN ROI	PLACES	PLACE PCT	PLACE ROI
PLETCHER TODD A	74	19	0.2568	1.9667	0.6466	32	0.4324	0.7743
BROWN CHAD C	46	12	0.2609	1.9981	0.6554	24	0.5217	0.938
RODRIGUEZ RUDY R	45	7	0.1556	1.1917	0.8789	13	0.2889	0.8267
MCLAUGHLIN KIARAN P	39	7	0.1795	1.3747	0.8218	11	0.2821	0.6923
ASMUSSEN STEVEN M	40	6	0.15	1.1488	1.1637	12	0.3	0.825
ENGLEHART JEREMIAH C	31	6	0.1935	1.4819	0.9484	9	0.2903	1.1823
NEVIN MICHELLE	27	6	0.2222	1.7017	1.5315	8	0.2963	0.8889
BAKER CHARLTON	20	6	0.3	2.2976	1.7025	8	0.4	1.18
LEVINE BRUCE N	12	5	0.4167	3.1913	2.35	7	0.5833	2.3292
LUKAS D WAYNE	30	4	0.1333	1.0209	4.515	8	0.2667	1.6817
GULLO GARY P	16	4	0.25	1.9146	1.0906	9	0.5625	1.1875
GARGAN DANNY	14	4	0.2857	2.188	0.9143	5	0.3571	0.6571
JACOBSON DAVID	24	3	0.125	0.9573	0.4062	8	0.3333	0.8396
ENGLEHART CHRIS J	19	3	0.1579	1.2093	1.65	5	0.2632	1.1921
MOTT WILLIAM I	18	3	0.1667	1.2767	1.0694	6	0.3333	1.1611
DIODORO ROBERTINO	16	3	0.1875	1.436	1.0125	8	0.5	1.5531
SERVIS JASON	15	3	0.2	1.5317	1.6433	6	0.4	0.9967
WARD WESLEY A	12	3	0.25	1.9146	0.7333	3	0.25	0.5083
CONTESSA GARY C	33	2	0.0606	0.4641	0.5394	8	0.2424	1.1303
CASSE MARK E	18	2	0.1111	0.8509	0.4917	5	0.2778	0.9417
MOQUETT RON	17	2	0.1176	0.9006	0.4824	4	0.2353	0.7588
WEAVER GEORGE	17	2	0.1176	0.9006	0.4676	4	0.2353	0.6941
MCPEEK KENNETH G	14	2	0.1429	1.0944	2.7929	2	0.1429	0.9429
ROMANS DALE L	13	2	0.1538	1.1779	1.0423	6	0.4615	1.2577
CANNIZZO DAVID A	12	2	0.1667	1.2767	1.1833	3	0.25	0.7333
WILKES IAN R	10	2	0.2	1.5317	0.87	3	0.3	0.78
MAKER MICHAEL J	10	2	0.2	1.5317	1.73	2	0.2	0.8
DEPAZ HORACIO	8	2	0.25	1.9146	1.9875	3	0.375	1.2625
VIOLETTE JR RICHARD	8	2	0.25	1.9146	0.8687	4	0.5	1.3375
AMOSS THOMAS M	7	2	0.2857	2.188	1.15	3	0.4286	0.7929
STALL JR ALBERT M	6	2	0.3333	2.5526	2.5167	3	0.5	1.55
RIBAUDO ROBERT	4	2	0.5	3.8293	3.05	3	0.75	1.5625
RICE LINDA	21	1	0.0476	0.3645	0.1738	5	0.2381	0.4429
ZITO NICHOLAS P	16	1	0.0625	0.4787	0.3938	1	0.0625	0.1719
HENNIG MARK A	16	1	0.0625	0.4787	0.2156	2	0.125	0.475
TOSCANO JR JOHN T	13	1	0.0769	0.5889	0.8308	2	0.1538	0.6154
MARTIN CARLOS F	12	1	0.0833	0.638	0.775	4	0.3333	1.6458
SCHETTINO DOMINICK L	12	1	0.0833	0.638	0.925	3	0.25	0.8542
HANDAL RAYMOND	11	1	0.0909	0.6962	0.2455	4	0.3636	0.5773
BOND H JAMES	10	1	0.1	0.7659	0.43	4	0.4	0.98
SUMMERS CHAD	10	1	0.1	0.7659	0.24	1	0.1	0.14
NICKS RALPH E	8	1	0.125	0.9573	1.425	1	0.125	0.575
FRIEDMAN MITCHELL E	8	1	0.125	0.9573	0.8125	1	0.125	0.3313
RIVELLI LARRY	8	1	0.125	0.9573	0.3438	2	0.25	0.3937
TAGG BARCLAY	6	1	0.1667	1.2767	1.7833	1	0.1667	0.775
BARBARA ROBERT	6	1	0.1667	1.2767	0.8667	3	0.5	1.7
SCHOSBERG RICHARD E	6	1	0.1667	1.2767	0.4667	1	0.1667	0.2667
CALHOUN W BRET	5	1	0.2	1.5317	0.75	2	0.4	0.65
MOTION H GRAHAM	5	1	0.2	1.5317	1.3	3	0.6	2.18
SCHERER MERRILL R	5	1	0.2	1.5317	1.52	1	0.2	0.69
DILGER MICHAEL	5	1	0.2	1.5317	0.68	1	0.2	0.32
SHARP JOE	5	1	0.2	1.5317	2.46	1	0.2	1.1
DUTROW ANTHONY W	5	1	0.2	1.5317	0.89	2	0.4	1.26
QUARTAROLO ANTHONY T	5	1	0.2	1.5317	4.08	1	0.2	1.08
ARRIAGA ANTONIO	3	1	0.3333	2.5526	1.55	1	0.3333	0.8667
BAFFERT BOB	3	1	0.3333	2.5526	0.7167	2	0.6667	1.25



## Dirt Sprint Sires


\*\*\*\*\*  
 BY SIRE sorted by wins Run Date: 7/18/2018 5:36:01 PM  
 \*\*\*\*\*

SIRE	PLAYS	WINS	WIN PCT	WIN IMPACT	WIN ROI	PLACES	PLACE PCT	PLACE ROI
SPEIGHTSTOWN	29	7	0.2414	1.8488	1.931	10	0.3448	1.0017
INTO MISCHIEF	24	6	0.25	1.9146	1.0625	11	0.4583	1.0354
MINESHAFT	30	4	0.1333	1.0209	0.4817	9	0.3	0.7767
TIZNOW	15	4	0.2667	2.0425	1.2567	4	0.2667	0.6767
HARLANS HOLIDAY	14	4	0.2857	2.188	1	7	0.5	0.9357
MORE THAN READY	13	4	0.3077	2.3565	1.3154	4	0.3077	0.7731
STAY THIRSTY	13	4	0.3077	2.3565	0.5923	4	0.3077	0.4038
POSSE	22	3	0.1364	1.0446	0.6659	4	0.1818	0.55
MISSION IMPAZIBLE	18	3	0.1667	1.2767	0.6889	7	0.3889	1.1306
MUNNINGS	12	3	0.25	1.9146	2.0042	3	0.25	0.9083
SCAT DADDY	11	3	0.2727	2.0885	1.3773	3	0.2727	0.6091
SHACKLEFORD	8	3	0.375	2.872	2.0938	4	0.5	1.25
DROSSELMAYER	6	3	0.5	3.8293	2.3833	4	0.6667	1.7167
EXCHANGE RATE	6	3	0.5	3.8293	3.4167	5	0.8333	2.5417
MACHO UNO	5	3	0.6	4.5951	2.06	3	0.6	1.17
UNION RAGS	23	2	0.087	0.6663	0.3087	8	0.3478	0.8761
MALIBU MOON	22	2	0.0909	0.6962	0.3432	4	0.1818	0.4955
FLATTER	18	2	0.1111	0.8509	0.3611	5	0.2778	0.5278
QUALITY ROAD	18	2	0.1111	0.8509	0.7361	4	0.2222	0.8556
DUBLIN	17	2	0.1176	0.9006	0.5441	5	0.2941	0.65
FROST GIANT	16	2	0.125	0.9573	0.4906	3	0.1875	0.4375
FREUD	15	2	0.1333	1.0209	1.2733	3	0.2	0.79
GIROLAMO	13	2	0.1538	1.1779	0.8538	4	0.3077	0.8269
BLUEGRASS CAT	13	2	0.1538	1.1779	0.9115	3	0.2308	0.4923
GHOSTZAPPER	12	2	0.1667	1.2767	0.6792	5	0.4167	1.3792
CITY ZIP	10	2	0.2	1.5317	1.38	4	0.4	0.935
GEMOLOGIST	10	2	0.2	1.5317	0.725	3	0.3	0.835
TRAPPE SHOT	10	2	0.2	1.5317	2.07	3	0.3	1.425
COLONEL JOHN	9	2	0.2222	1.7017	2.0222	2	0.2222	0.9833
TAPIZAR	9	2	0.2222	1.7017	0.4444	4	0.4444	0.6611
TWIRLING CANDY	8	2	0.25	1.9146	0.9437	6	0.75	1.3875
TIZ WONDERFUL	8	2	0.25	1.9146	1.85	4	0.5	1.35
WARRIORS REWARD	8	2	0.25	1.9146	1.6375	3	0.375	1.4563
INCLUDE	5	2	0.4	3.0634	3.3	2	0.4	0.96
DOMINUS	5	2	0.4	3.0634	1.46	4	0.8	1.47
GIANT SURPRISE	4	2	0.5	3.8293	1.0125	2	0.5	0.7625
OVERDRIVEN	3	2	0.6667	5.1059	1.1167	2	0.6667	0.8167
DISCO RICO	3	2	0.6667	5.1059	2.5333	2	0.6667	1.4167
TAPIT	20	1	0.05	0.3829	0.405	4	0.2	0.6425
MIDNIGHT LUTE	16	1	0.0625	0.4787	0.1406	5	0.3125	1.2406
BERNARDINI	14	1	0.0714	0.5468	0.3071	5	0.3571	1.0536
MEDAGLIA DORO	13	1	0.0769	0.5889	0.5308	5	0.3846	1.5731
UNCLE MO	12	1	0.0833	0.638	0.525	1	0.0833	0.2292
BELLAMY ROAD	12	1	0.0833	0.638	0.1958	3	0.25	0.4792
ESKENDEREYA	11	1	0.0909	0.6962	1.9636	2	0.1818	1.0591
CANDY RIDE (ARG)	11	1	0.0909	0.6962	0.2636	2	0.1818	0.4091
DISCREET CAT	10	1	0.1	0.7659	0.32	2	0.2	2.06
MAJESTIC WARRIOR	9	1	0.1111	0.8509	0.5	2	0.2222	0.7
CONGRATS	9	1	0.1111	0.8509	0.8444	1	0.1111	0.3833
PIONEEROF THE NILE	9	1	0.1111	0.8509	0.4833	2	0.2222	0.5278
YES ITS TRUE	9	1	0.1111	0.8509	0.7333	2	0.2222	0.7111
BIG BROWN	8	1	0.125	0.9573	0.3	4	0.5	0.9375
ALGORITHMS	8	1	0.125	0.9573	0.15	2	0.25	0.425
ARCH	8	1	0.125	0.9573	0.425	3	0.375	0.6812
D FUNNYBONE	8	1	0.125	0.9573	0.5562	1	0.125	0.3313
DESERT PARTY	8	1	0.125	0.9573	1.5375	2	0.25	0.9813



**BET  
GET \$200**

**New Member Bonus**

**JOIN NOW** 

## Dirt Sprints – Last Track

\*\*\*\*\*  
 BY TRACKLAST sorted by Track Code Run Date: 7/18/2018 5:36:51 PM  
 \*\*\*\*\*

TRACKLAST	PLAYS	WINS	WIN PCT	WIN IMPACT	WIN ROI	PLACES	PLACE PCT	PLACE ROI
APX	3	0	0	0	0	0	0	0
AQU	27	1	0.037	0.2834	0.0944	6	0.2222	0.5685
ASC	1	0	0	0	0	0	0	0
BEL	378	49	0.1296	0.9925	0.6993	95	0.2513	0.7081
CBY	1	0	0	0	0	1	1	5.2
CDX	66	8	0.1212	0.9282	2.3394	21	0.3182	1.1341
CHE	1	0	0	0	0	0	0	0
DEA	1	0	0	0	0	0	0	0
DEL	14	2	0.1429	1.0944	1.9214	3	0.2143	1.1357
DMR	5	1	0.2	1.5317	0.43	2	0.4	1.21
ELP	10	2	0.2	1.5317	0.675	2	0.2	0.345
EVD	1	0	0	0	0	0	0	0
FLX	17	2	0.1176	0.9006	0.6324	4	0.2353	1.3
GGX	3	0	0	0	0	1	0.3333	1.0667
GPX	26	3	0.1154	0.8838	0.3365	5	0.1923	0.5038
IND	7	1	0.1429	1.0944	0.3929	2	0.2857	0.7857
KEE	4	1	0.25	1.9146	2.675	1	0.25	1.1625
KEM	1	0	0	0	0	0	0	0
LRC	1	1	1	7.6585	12.2	1	1	5.1
LRL	19	1	0.0526	0.4028	0.2553	3	0.1579	0.3842
MEY	1	1	1	7.6585	1.7	1	1	1.35
MNR	2	1	0.5	3.8293	10.2	1	0.5	2.7
MTH	40	6	0.15	1.1488	0.7112	10	0.25	0.8312
OPX	1	0	0	0	0	0	0	0
PEN	1	0	0	0	0	0	0	0
PHA	14	2	0.1429	1.0944	1.1643	7	0.5	1.4929
PID	7	2	0.2857	2.188	1.2857	2	0.2857	0.5571
PIM	3	1	0.3333	2.5526	3.4667	1	0.3333	1.7667
PRM	5	1	0.2	1.5317	0.76	1	0.2	0.44
SAR	350	52	0.1486	1.1381	0.6293	100	0.2857	0.7541
SAX	3	0	0	0	0	1	0.3333	0.6
SUF	4	0	0	0	0	1	0.25	1.3
TAM	3	1	0.3333	2.5526	1.15	1	0.3333	0.5333
TDN	1	0	0	0	0	0	0	0
WOX	4	3	0.75	5.7439	4.225	3	0.75	1.925

35 TrackLast Codes from file: StarterHistory Table

## Dirt Sprints – Odds Rank

By: Odds Rank

Rank	P/L	Bet	Roi	wins	Plays	Pct	Impact	AvgMut
1	-70.50	336.00	0.7902	54	168	.3214	2.4617	4.92
2	-83.00	316.00	0.7373	31	158	.1962	1.5026	7.52
3	-37.40	322.00	0.8839	27	161	.1677	1.2844	10.54
4	-49.30	322.00	0.8469	20	161	.1242	0.9514	13.64
5	-52.00	316.00	0.8354	14	158	.0886	0.6786	18.86
6	-48.00	284.00	0.8310	11	142	.0775	0.5933	21.45
7	-125.40	246.00	0.4902	3	123	.0244	0.1868	40.20
8	-89.80	170.00	0.4718	2	85	.0235	0.1802	40.10
9	-62.80	106.00	0.4075	1	53	.0189	0.1445	43.20
10	-50.00	50.00	0.0000	0	25	.0000	0.0000	0.00
11	214.50	18.00	12.9167	1	9	.1111	0.8509	232.50
12	-14.00	14.00	0.0000	0	7	.0000	0.0000	0.00
13	-8.00	8.00	0.0000	0	4	.0000	0.0000	0.00
14	-4.00	4.00	0.0000	0	2	.0000	0.0000	0.00

## Dirt Routes – Jockeys

\*\*\*\*\*  
 BY RIDER sorted by wins Run Date: 7/18/2018 5:39:24 PM  
 \*\*\*\*\*

UDM	PLAYS	WINS	WIN PCT	WIN IMPACT	WIN ROI	PLACES	PLACE PCT	PLACE ROI
*****	*****	*****	*****	*****	*****	*****	*****	*****
VELAZQUEZ JOHN R	19	10	0.5263	3.3167	1.2316	10	0.5263	0.8
ORTIZ JR IRAD	30	9	0.3	1.8906	1.1517	14	0.4667	0.8833
ORTIZ JOSE L	37	7	0.1892	1.1923	0.5716	18	0.4865	0.9554
FRANCO MANUEL	25	5	0.2	1.2604	0.998	7	0.28	0.812
SAEZ LUIS	24	5	0.2083	1.3127	1.2667	8	0.3333	0.9542
ROSARIO JOEL	22	5	0.2273	1.4324	1.2545	7	0.3182	0.5977
CASTELLANO JAVIER	27	3	0.1111	0.7001	0.3093	7	0.2593	0.5537
GEROUX FLORENT	6	2	0.3333	2.1004	0.4917	3	0.5	0.6917
SMITH MIKE E	3	2	0.6667	4.2015	2.9667	3	1	2.0333
MARAGH RAJIV	11	1	0.0909	0.5728	0.6	4	0.3636	0.95
ARROYO ANGEL S	10	1	0.1	0.6302	1.27	2	0.2	0.485
CARMOUCHE KENDRICK	10	1	0.1	0.6302	0.365	4	0.4	0.82
LEPAROUX JULIEN R	7	1	0.1429	0.9005	1.0143	2	0.2857	0.9214
DAVIS DYLAN	5	1	0.2	1.2604	1.48	2	0.4	1.16
LOPEZ PACO	16	0	0	0	0	3	0.1875	0.5844
SANTANA JR RICARDO	10	0	0	0	0	0	0	0
CANCEL ERIC	10	0	0	0	0	0	0	0
ALVARADO JUNIOR	8	0	0	0	0	0	0	0
REYES LUIS R	8	0	0	0	0	1	0.125	0.45
LEZCANO JOSE	6	0	0	0	0	2	0.3333	0.6917
DECARLO CHRISTOPHER	4	0	0	0	0	0	0	0
BRAVO JOE	4	0	0	0	0	1	0.25	0.775
ALBARADO ROBBY	3	0	0	0	0	0	0	0
LUZZI MICHAEL J	3	0	0	0	0	0	0	0
GAFFALIONE TYLER	3	0	0	0	0	0	0	0
CAMACHO JR SAMUEL	3	0	0	0	0	0	0	0
MONTANEZ ROSARIO	2	0	0	0	0	1	0.5	4.85
GUTIERREZ MARIO	2	0	0	0	0	0	0	0
LEZCANO ABEL	2	0	0	0	0	1	0.5	3.1
HERNANDEZ JR BRIAN J	1	0	0	0	0	0	0	0
ROBLES JORGE G	1	0	0	0	0	0	0	0
ZAYAS EDGARD J	1	0	0	0	0	1	1	9.2
GRAHAM JAMES	1	0	0	0	0	1	1	2.4
VAN DYKE DRAYDEN	1	0	0	0	0	1	1	6.7
DAVIS JACQUELINE A	1	0	0	0	0	0	0	0
SALGADO ANTHONY	1	0	0	0	0	0	0	0
QUINONES CARLOS	1	0	0	0	0	0	0	0
FRAGOSO PABLO	1	0	0	0	0	0	0	0
LANDEROS CHRIS	1	0	0	0	0	0	0	0
DIAZ JR HECTOR RAFAEL	1	0	0	0	0	0	0	0
CONTRERAS LUIS	1	0	0	0	0	0	0	0
JUAREZ NIK	1	0	0	0	0	0	0	0
ALVARADO NAZARIO	1	0	0	0	0	0	0	0

\*\*\*\*\*  
 43 Riders from file: StarterHistory Table  
 \*\*\*\*\*



# \$500

VIP  
BONUS

★

JOIN NOW





## Dirt Routes – Trainers

\*\*\*\*\*  
 BY TRAINER sorted by wins Run Date: 7/18/2018 5:39:54 PM  
 \*\*\*\*\*

UDM	PLAYS	WINS	WIN PCT	WIN IMPACT	WIN ROI	PLACES	PLACE PCT	PLACE ROI
PLETCHER TODD A	30	10	0.3333	2.1004	0.865	17	0.5667	1.04
RODRIGUEZ RUDY R	21	5	0.2381	1.5005	1.0571	11	0.5238	1.0952
BROWN CHAD C	15	3	0.2	1.2604	0.3233	4	0.2667	0.4033
GARGAN DANNY	6	3	0.5	3.1509	2.1833	5	0.8333	2.05
MOTT WILLIAM I	9	2	0.2222	1.4003	1.6556	3	0.3333	0.9111
MCLAUGHLIN KIARAN P	9	2	0.2222	1.4003	0.6333	2	0.2222	0.4056
ASMUSSEN STEVEN M	6	2	0.3333	2.1004	0.4917	2	0.3333	0.3667
STALL JR ALBERT M	3	2	0.6667	4.2015	1.5333	2	0.6667	0.8667
STEWART DALLAS	3	2	0.6667	4.2015	4.3667	2	0.6667	1.6167
HANDAL RAYMOND	2	2	1	6.3019	4.15	2	1	1.775
BAFFERT BOB	2	2	1	6.3019	4.45	2	1	2.525
CONTESSA GARY C	8	1	0.125	0.7877	0.4938	1	0.125	0.3125
NEVIN MICHELLE	6	1	0.1667	1.0505	0.2583	3	0.5	1.0083
CASSE MARK E	6	1	0.1667	1.0505	0.575	1	0.1667	0.2833
WILKES IAN R	5	1	0.2	1.2604	1.42	1	0.2	0.51
AVILA A C	5	1	0.2	1.2604	0.61	2	0.4	1.23
ENGLEHART JEREMIAH C	5	1	0.2	1.2604	1.56	2	0.4	0.92
BAKER CHARLTON	4	1	0.25	1.5755	1.225	1	0.25	0.7375
MCGAUGHEY III CLAUDE	4	1	0.25	1.5755	1.85	1	0.25	0.7875
VIOLETTE JR RICHARD	4	1	0.25	1.5755	0.375	1	0.25	0.275
JACOBSON DAVID	3	1	0.3333	2.1004	1.7667	1	0.3333	0.9333
BARBARA ROBERT	3	1	0.3333	2.1004	1.9	2	0.6667	1.5667
TAGG BARCLAY	2	1	0.5	3.1509	0.925	1	0.5	0.675
ALBERTRANI THOMAS	2	1	0.5	3.1509	1.8	1	0.5	0.85
BREED DEBRA A	2	1	0.5	3.1509	6.35	1	0.5	1.425
KENNEALLY EDDIE	2	1	0.5	3.1509	2.5	1	0.5	1.15
SERPE PHILIP M	2	1	0.5	3.1509	1.8	1	0.5	0.85
ROMANS DALE L	1	1	1	6.3019	14.3	1	1	4.55
CATALANO WAYNE M	1	1	1	6.3019	2.4	1	1	1.5
DONK DAVID G	6	0	0	0	0	0	0	0
CANNIZZO DAVID A	6	0	0	0	0	1	0.1667	0.6417
ZITO NICHOLAS P	6	0	0	0	0	1	0.1667	0.7083
LEVINE BRUCE N	5	0	0	0	0	0	0	0
DIODORO ROBERTINO	5	0	0	0	0	0	0	0
JERKENS JAMES A	5	0	0	0	0	3	0.6	1.36
AMOSS THOMAS M	4	0	0	0	0	1	0.25	0.4875
LUKAS D WAYNE	3	0	0	0	0	0	0	0
MOTION H GRAHAM	3	0	0	0	0	1	0.3333	0.65
TOMLINSON MICHAEL A	3	0	0	0	0	1	0.3333	1.3
WALSH BRENDAN P	3	0	0	0	0	1	0.3333	0.4833
RICE LINDA	3	0	0	0	0	0	0	0
ONEILL DOUG F	3	0	0	0	0	0	0	0
MCPEEK KENNETH G	3	0	0	0	0	0	0	0
ADSIT ABIGAIL C	3	0	0	0	0	0	0	0
SCHETTINO DOMINICK L	3	0	0	0	0	0	0	0
MOQUETT RON	3	0	0	0	0	0	0	0
MARTIN CARLOS F	3	0	0	0	0	0	0	0
HENNIG MARK A	3	0	0	0	0	1	0.3333	0.7833
PERSAUD RANDI	2	0	0	0	0	0	0	0
MAKER MICHAEL J	2	0	0	0	0	0	0	0
COX BRAD H	2	0	0	0	0	1	0.5	1.9
JONES EDUARDO E	2	0	0	0	0	0	0	0
METIVIER RICHARD	2	0	0	0	0	0	0	0
CORREAS IV IGNACIO	2	0	0	0	0	2	1	1.9
CORRALES JOSE	2	0	0	0	0	0	0	0
HOLLENDORFER JERRY	2	0	0	0	0	2	1	3.875



**Win Your  
Way In!**

**Play the Real-money Cash  
Is King X Tournament at**



## Dirt Routes – Sires

BY SIRE sorted by wins					Run Date: 7/18/2018 5:40:40 PM			
SIRE	PLAYS	WINS	WIN PCT	WIN IMPACT	WIN ROI	PLACES	PLACE PCT	PLACE ROI
UNCLE MO	10	3	0.3	1.8906	0.795	4	0.4	0.625
BERNARDINI	8	3	0.375	2.3632	1.1687	3	0.375	0.6563
CANDY RIDE (ARG)	3	3	1	6.3019	1.5333	2	0.6667	0.7333
MALIBU MOON	7	2	0.2857	1.8004	0.9714	4	0.5714	0.9571
MEDAGLIA DORO	7	2	0.2857	1.8004	1.0786	4	0.5714	1.1357
HARLAN'S HOLIDAY	6	2	0.3333	2.1004	1.975	2	0.3333	0.7417
POSSE	4	2	0.5	3.1509	2	2	0.5	1.0875
COURAGEOUS CAT	3	2	0.6667	4.2015	2.7667	2	0.6667	1.1833
TAPIT	12	1	0.0833	0.5249	0.6167	3	0.25	0.6417
TIZNOW	11	1	0.0909	0.5728	0.7091	4	0.3636	0.8818
QUALITY ROAD	9	1	0.1111	0.7001	0.2	3	0.3333	0.9
FLATTER	6	1	0.1667	1.0505	1.1833	3	0.5	1.2333
BROKEN VOW	6	1	0.1667	1.0505	0.475	3	0.5	1.2833
LEMON DROP KID	5	1	0.2	1.2604	0.56	2	0.4	0.8
GIANTS CAUSEWAY	5	1	0.2	1.2604	0.36	2	0.4	0.8
BELLAMY ROAD	4	1	0.25	1.5755	0.375	2	0.5	1.225
BLUEGRASS CAT	4	1	0.25	1.5755	1.325	1	0.25	0.7
SMART STRIKE	4	1	0.25	1.5755	0.4625	1	0.25	0.3
AWESOME AGAIN	4	1	0.25	1.5755	0.6875	2	0.5	1.4875
UNBRIDLED'S SONG	4	1	0.25	1.5755	0.775	2	0.5	1.1625
DUNKIRK	3	1	0.3333	2.1004	0.8	2	0.6667	1.0667
READ THE FOOTNOTES	3	1	0.3333	2.1004	1.3833	1	0.3333	0.6333
GHOSTZAPPER	3	1	0.3333	2.1004	2.2	1	0.3333	1.2333
TALE OF EKATI	3	1	0.3333	2.1004	0.6167	1	0.3333	0.45
MINESHAFT	3	1	0.3333	2.1004	1.2	1	0.3333	0.5667
COLONEL JOHN	3	1	0.3333	2.1004	1.6333	1	0.3333	0.9833
CATIENUS	2	1	0.5	3.1509	0.775	2	1	2.1
ALGORITHMS	2	1	0.5	3.1509	0.525	1	0.5	0.525
TENPINS	2	1	0.5	3.1509	2.85	2	1	2.35
CREATIVE CAUSE	2	1	0.5	3.1509	1.075	1	0.5	0.7
PERFECT SOUL (IRE)	2	1	0.5	3.1509	5	1	0.5	1.9
LANGFUHR	2	1	0.5	3.1509	3.55	1	0.5	1.275
BIG BROWN	1	1	1	6.3019	2.05	1	1	1.15
GREELEYS GALAXY	1	1	1	6.3019	3.65	1	1	1.65
BIG DRAMA	1	1	1	6.3019	7.6	1	1	2.9
WARRIORS REWARD	1	1	1	6.3019	3.45	1	1	1.7
OASIS DREAM (GB)	1	1	1	6.3019	14.3	1	1	4.55
AP INDY	1	1	1	6.3019	2.45	1	1	1.3
ROARING FEVER	1	1	1	6.3019	12.7	1	1	2.85
PIONEERING	1	1	1	6.3019	3.05	1	1	1.6
THE DADDY	1	1	1	6.3019	5	1	1	2.3
GIO PONTI	1	1	1	6.3019	3.95	1	1	2.5
LOOKIN AT LUCKY	12	0	0	0	0	2	0.1667	0.6375
CURLIN	7	0	0	0	0	2	0.2857	0.4071
BLAME	6	0	0	0	0	1	0.1667	0.275
STAY THIRSTY	4	0	0	0	0	1	0.25	1.225
HAYNESFIELD	4	0	0	0	0	0	0	0
UNION RAGS	4	0	0	0	0	2	0.5	0.875
STREET CRY (IRE)	4	0	0	0	0	1	0.25	1.1
STREET SENSE	4	0	0	0	0	0	0	0
FREUD	4	0	0	0	0	1	0.25	0.5125
SCAT DADDY	4	0	0	0	0	0	0	0
BODEMEISTER	3	0	0	0	0	0	0	0
DISTORTED HUMOR	3	0	0	0	0	0	0	0
MACLEANS MUSIC	3	0	0	0	0	1	0.3333	0.5833
CONGRATS	3	0	0	0	0	0	0	0

## Dirt Routes – Last Track

\*\*\*\*\*  
 BY TRACKLAST sorted by Track Code Run Date: 7/18/2018 5:41:16 PM  
 \*\*\*\*\*

TRACKLAST	PLAYS	WINS	WIN PCT	WIN IMPACT	WIN ROI	PLACES	PLACE PCT	PLACE ROI
AQU	6	1	0.1667	1.0505	0.8167	1	0.1667	0.4917
BEL	116	21	0.181	1.1406	0.6509	38	0.3276	0.6595
CBY	1	0	0	0	0	0	0	0
CDX	23	6	0.2609	1.6442	0.8174	7	0.3043	0.4457
DEL	9	0	0	0	0	3	0.3333	1.1278
ELP	5	0	0	0	0	0	0	0
FLX	13	4	0.3077	1.9391	1.7923	7	0.5385	1.1308
GPX	5	1	0.2	1.2604	0.45	2	0.4	2.17
IND	4	0	0	0	0	1	0.25	0.4875
LRC	1	1	1	6.3019	7.1	1	1	3.8
LRL	2	0	0	0	0	0	0	0
MEY	1	0	0	0	0	0	0	0
MNR	1	0	0	0	0	0	0	0
MTH	20	3	0.15	0.9453	0.58	7	0.35	0.85
OPX	1	0	0	0	0	0	0	0
PHA	10	1	0.1	0.6302	0.53	3	0.3	0.965
PIM	3	0	0	0	0	0	0	0
PRM	1	0	0	0	0	0	0	0
SAR	103	15	0.1456	0.9176	0.6888	31	0.301	0.8087
SAX	2	0	0	0	0	0	0	0
SUF	1	0	0	0	0	1	1	6.2
TDN	1	0	0	0	0	0	0	0
WOX	3	0	0	0	0	1	0.3333	0.4833

\*\*\*\*\*  
 23 TrackLast codes from file: StarterHistory Table  
 \*\*\*\*\*

## Dirt Sprints – Odds Rank

By: Odds Rank

Rank	P/L	Bet	Roi	wins	Plays	Pct	Impact	AvgMut
1	2.00	110.00	1.0182	25	55	.4545	2.8645	4.48
2	-43.90	98.00	0.5520	8	49	.1633	1.0289	6.76
3	8.50	110.00	1.0773	11	55	.2000	1.2604	10.77
4	14.60	96.00	1.1521	7	48	.1458	0.9190	15.80
5	-82.40	98.00	0.1592	1	49	.0204	0.1286	15.60
6	-72.00	72.00	0.0000	0	36	.0000	0.0000	0.00
7	-19.40	48.00	0.5958	1	24	.0417	0.2626	28.60
8	-18.00	18.00	0.0000	0	9	.0000	0.0000	0.00
9	-10.00	10.00	0.0000	0	5	.0000	0.0000	0.00
10	-4.00	4.00	0.0000	0	2	.0000	0.0000	0.00
11	-2.00	2.00	0.0000	0	1	.0000	0.0000	0.00
12	-2.00	2.00	0.0000	0	1	.0000	0.0000	0.00



1926-2018

**93 HAMBLETONIAN**

Live Music | Hat Giveaway | Carnival Rides & Games | \$1,000 Hat Contest | Doors Open 10 am | First Post 12 Noon

**SATURDAY, AUGUST 4**



**MEADOWLANDS**  
RACING & ENTERTAINMENT



## Outer Turf Sprints – Jockeys

*****								
BY RIDER sorted by wins				Run Date: 7/18/2018 5:45:47 PM				
*****								
UDM	PLAYS	WINS	WIN PCT	WIN IMPACT	WIN ROI	PLACES	PLACE PCT	PLACE ROI
*****								
ORTIZ JOSE L	47	11	0.234	2.0358	0.9255	23	0.4894	1.0606
ORTIZ JR IRAD	48	9	0.1875	1.6313	0.6813	17	0.3542	0.8229
LEZCANO JOSE	29	6	0.2069	1.8	1.5276	7	0.2414	0.8034
SANTANA JR RICARDO	27	6	0.2222	1.9331	1.6037	6	0.2222	0.7833
CASTELLANO JAVIER	35	4	0.1143	0.9944	0.5043	13	0.3714	0.9214
SAEZ LUIS	35	4	0.1143	0.9944	0.6186	4	0.1143	0.3286
FRANCO MANUEL	31	4	0.129	1.1223	1.8177	5	0.1613	0.9839
VELAZQUEZ JOHN R	18	4	0.2222	1.9331	0.9806	6	0.3333	0.8806
ROSARIO JOEL	23	2	0.087	0.7569	0.313	6	0.2609	0.8848
ARROYO ANGEL S	20	2	0.1	0.87	0.285	3	0.15	0.6275
MARAGH RAJIV	14	2	0.1429	1.2432	0.5964	4	0.2857	0.7714
CARMOUCHE KENDRICK	27	1	0.037	0.3219	0.2222	3	0.1111	0.3185
CANCEL ERIC	26	1	0.0385	0.335	0.2308	4	0.1538	0.525
DAVIS DYLAN	18	1	0.0556	0.4837	0.5167	3	0.1667	0.7444
LOPEZ PACO	16	1	0.0625	0.5438	0.5938	1	0.0625	0.2625
ALVARADO JUNIOR	11	1	0.0909	0.7908	0.7091	2	0.1818	0.5636
GOMEZ KEVIN	1	1	1	8.7	11.6	1	1	5.5
REYES LUIS R	18	0	0	0	0	2	0.1111	1.45
LEPAROUX JULIEN R	14	0	0	0	0	2	0.1429	0.7393
GEROUX FLORENT	12	0	0	0	0	2	0.1667	0.35
GAFFALIONE TYLER	7	0	0	0	0	1	0.1429	0.6143
LUZZI MICHAEL J	7	0	0	0	0	0	0	0
BRAVO JOE	6	0	0	0	0	0	0	0
LEZCANO ABEL	4	0	0	0	0	2	0.5	3.2625
DECARLO CHRISTOPHER	4	0	0	0	0	0	0	0
RUSSELL SHELDON	4	0	0	0	0	1	0.25	0.4625
MONTANEZ ROSARIO	4	0	0	0	0	0	0	0
CAMACHO JR SAMUEL	3	0	0	0	0	0	0	0
DIAZ JR HECTOR RAFAEL	3	0	0	0	0	0	0	0
JUAREZ NIK	2	0	0	0	0	0	0	0
JIMENEZ ALBIN	2	0	0	0	0	0	0	0
KAY WINSTON R	1	0	0	0	0	0	0	0
GARCIA JULIO A	1	0	0	0	0	0	0	0
PEREZ LUIS E	1	0	0	0	0	0	0	0
DAVIS KATIE	1	0	0	0	0	0	0	0
ALBARADO ROBBY	1	0	0	0	0	0	0	0
JIMENEZ SAMUEL	1	0	0	0	0	0	0	0
*****								
37 Riders from file: StarterHistory Table								
*****								

## Outer Turf Sprints – Trainers

*****								
BY TRAINER sorted by wins					Run Date: 7/18/2018 5:46:22 PM			
*****								
UDM	PLAYS	WINS	WIN PCT	WIN IMPACT	WIN ROI	PLACES	PLACE PCT	PLACE ROI
*****								
RICE LINDA	24	8	0.3333	2.8997	1.5604	12	0.5	1.2604
WARD WESLEY A	21	4	0.1905	1.6574	0.85	6	0.2857	0.6548
PLETCHER TODD A	9	4	0.4444	3.8663	1.9778	6	0.6667	1.5444
WEAVER GEORGE	14	3	0.2143	1.8644	1.2214	4	0.2857	0.7786
BROWN CHAD C	10	3	0.3	2.61	0.8	5	0.5	0.83
SERVIS JASON	8	3	0.375	3.2625	1.3188	4	0.5	1.1313
MOTT WILLIAM I	11	2	0.1818	1.5817	0.2773	4	0.3636	0.6727
MAKER MICHAEL J	9	2	0.2222	1.9331	1.0722	2	0.2222	0.5278
DONK DAVID G	8	2	0.25	2.175	5.175	2	0.25	2.3
TERRANOVA II JOHN P	5	2	0.4	3.48	1.89	2	0.4	1.21
DEPAZ HORACIO	3	2	0.6667	5.8003	5.4667	2	0.6667	2.5
KELLY PATRICK J	3	2	0.6667	5.8003	2.7833	2	0.6667	1.3667
CLEMENT CHRISTOPHE	14	1	0.0714	0.6212	0.2357	4	0.2857	0.5214
ASMUSSEN STEVEN M	10	1	0.1	0.87	0.69	1	0.1	0.325
CANNIZZO DAVID A	10	1	0.1	0.87	0.94	2	0.2	0.77
MORLEY THOMAS	9	1	0.1111	0.9666	0.6667	1	0.1111	0.2667
LEVINE BRUCE N	8	1	0.125	1.0875	1.1625	1	0.125	0.4688
MOTION H GRAHAM	7	1	0.1429	1.2432	0.5571	3	0.4286	0.9
ARNOLD II GEORGE R	6	1	0.1667	1.4503	0.55	1	0.1667	0.3167
SHARP JOE	5	1	0.2	1.74	1.74	1	0.2	0.83
COX BRAD H	5	1	0.2	1.74	0.5	2	0.4	0.71
TROMBETTA MICHAEL J	5	1	0.2	1.74	1.62	2	0.4	2.39
RYERSON JAMES T	4	1	0.25	2.175	5.275	1	0.25	1.975
SERPE PHILIP M	4	1	0.25	2.175	1.25	2	0.5	3.35
REYNOLDS PATRICK L	3	1	0.3333	2.8997	1.5333	1	0.3333	0.8
NICKS RALPH E	3	1	0.3333	2.8997	1.4	1	0.3333	0.5833
DOMINO CARL J	3	1	0.3333	2.8997	1.45	1	0.3333	0.9
KLESARIS STEVE	2	1	0.5	4.35	1.825	2	1	1.675
JERKENS JAMES A	2	1	0.5	4.35	3.9	1	0.5	2.25
CASH RUSSELL J	2	1	0.5	4.35	1.775	1	0.5	1.075
COLEBROOK BEN	2	1	0.5	4.35	0.725	2	1	2.575
FERRARO JAMES W	2	1	0.5	4.35	2.25	1	0.5	1.125
DELGADO GUSTAVO	2	1	0.5	4.35	4.4	1	0.5	2.6
POMPAY TERESA M	1	1	1	8.7	9.5	1	1	4.2
FIGGINS III OLLIE L	1	1	1	8.7	11.6	1	1	5.5
CASSE MARK E	18	0	0	0	0	5	0.2778	0.8361
RODRIGUEZ RUDY R	15	0	0	0	0	1	0.0667	0.1133
ENGLEHART JEREMIAH C	13	0	0	0	0	2	0.1538	0.7346
CONTESSA GARY C	13	0	0	0	0	0	0	0
CHATTERPAUL NAIPAUL	8	0	0	0	0	1	0.125	1
BROWN BRUCE R	7	0	0	0	0	0	0	0
METIVIER RICHARD	6	0	0	0	0	1	0.1667	0.4583
ENGLEHART CHRIS J	6	0	0	0	0	0	0	0
BUSH THOMAS M	6	0	0	0	0	3	0.5	1.75
BOND H JAMES	5	0	0	0	0	1	0.2	0.46
TOSCANO JR JOHN T	5	0	0	0	0	0	0	0
OBRIEN LEO	5	0	0	0	0	1	0.2	3.62
UBILLO RODRIGO A	5	0	0	0	0	0	0	0
MARTIN CARLOS F	5	0	0	0	0	0	0	0
SCHOSBERG RICHARD E	5	0	0	0	0	2	0.4	2.02
ABREU JORGE R	5	0	0	0	0	0	0	0
HANDAL RAYMOND	4	0	0	0	0	1	0.25	0.5375
GARGAN DANNY	4	0	0	0	0	0	0	0
BARKER EDWARD R	4	0	0	0	0	0	0	0
BAKER CHARLTON	4	0	0	0	0	1	0.25	1.075
MICELI MICHAEL	4	0	0	0	0	1	0.25	0.9125

## Outer Turf Sprints – Sires

\*\*\*\*\*  
 BY SIRE sorted by wins Run Date: 7/18/2018 5:47:13 PM  
 \*\*\*\*\*

SIRE	PLAYS	WINS	WIN PCT	WIN IMPACT	WIN ROI	PLACES	PLACE PCT	PLACE ROI
FREUD	29	5	0.1724	1.4999	0.9276	10	0.3448	1.4966
CITY ZIP	9	4	0.4444	3.8663	2.4111	4	0.4444	1.25
KITTENS JOY	13	3	0.2308	2.008	1.2462	5	0.3846	1.9538
EXCHANGE RATE	10	3	0.3	2.61	1.52	5	0.5	1.245
WAR FRONT	7	3	0.4286	3.7288	0.6429	6	0.8571	1.8071
SCAT DADDY	13	2	0.1538	1.3381	0.7192	5	0.3846	0.9154
MORE THAN READY	13	2	0.1538	1.3381	1.2615	6	0.4615	1.3385
SHANGHAI BOBBY	6	2	0.3333	2.8997	1.6	2	0.3333	0.8833
MAJESTICPERFECTION	6	2	0.3333	2.8997	1.8917	2	0.3333	0.95
SKY MESA	5	2	0.4	3.48	1.54	2	0.4	0.95
FIRST DEFENCE	4	2	0.5	4.35	1.85	2	0.5	1.0875
TWIRLING CANDY	3	2	0.6667	5.8003	3.0333	2	0.6667	1.65
FRIESAN FIRE	2	2	1	8.7	4.175	2	1	2.05
TAPIT	2	2	1	8.7	3.025	2	1	1.7
GIROLAMO	10	1	0.1	0.87	3.925	1	0.1	1.69
COURAGEOUS CAT	8	1	0.125	1.0875	0.725	1	0.125	0.45
POSSE	8	1	0.125	1.0875	0.5437	1	0.125	0.3375
LANGFUHR	6	1	0.1667	1.4503	0.75	1	0.1667	0.375
CONGRATS	5	1	0.2	1.74	0.5	2	0.4	1.45
HARD SPUN	4	1	0.25	2.175	2.35	1	0.25	0.9875
LEROIDESANIMAUX (BRZ)	4	1	0.25	2.175	1.05	1	0.25	0.4375
SHACKLEFORD	3	1	0.3333	2.8997	3.1667	1	0.3333	1.4
ANY GIVEN SATURDAY	3	1	0.3333	2.8997	0.7167	1	0.3333	0.5
WARRIORS REWARD	3	1	0.3333	2.8997	2	1	0.3333	0.9167
DISTORTED HUMOR	3	1	0.3333	2.8997	1.7	1	0.3333	0.7667
QUALITY ROAD	3	1	0.3333	2.8997	0.6667	1	0.3333	0.4167
TREASURE BEACH (GB)	2	1	0.5	4.35	10.55	1	0.5	3.95
MIZZEN MAST	2	1	0.5	4.35	1.25	1	0.5	0.725
EVEN THE SCORE	2	1	0.5	4.35	1.675	1	0.5	0.925
ROCKPORT HARBOR	2	1	0.5	4.35	1.65	1	0.5	0.7
HERE COMES BEN	2	1	0.5	4.35	2.3	1	0.5	1.2
HALF OURS	1	1	1	8.7	4.55	1	1	2.45
NEW YEARS DAY	1	1	1	8.7	8.7	1	1	4.15
DREAM AHEAD	1	1	1	8.7	7.8	1	1	4.5
HUNT CROSSING	1	1	1	8.7	11.6	1	1	5.5
HAT TRICK (JPN)	1	1	1	8.7	8.1	1	1	3.05
GOLDEN MISSILE	1	1	1	8.7	6.1	1	1	4.2
FAIRBANKS	1	1	1	8.7	2.3	1	1	1.5
INTO MISCHIEF	8	0	0	0	0	1	0.125	0.3812
SPEIGHTSTOWN	7	0	0	0	0	1	0.1429	0.3214
BLUEGRASS CAT	7	0	0	0	0	0	0	0
GEMOLOGIST	7	0	0	0	0	0	0	0
HARLANS HOLIDAY	7	0	0	0	0	1	0.1429	0.2429
UTOPIA (JPN)	7	0	0	0	0	0	0	0
SMART STRIKE	6	0	0	0	0	1	0.1667	0.325
WILDCAT HEIR	6	0	0	0	0	2	0.3333	1.45
D FUNNYBONE	5	0	0	0	0	1	0.2	0.86
THE FACTOR	5	0	0	0	0	1	0.2	0.62
COSMONAUT	4	0	0	0	0	0	0	0
ELUSIVE QUALITY	4	0	0	0	0	0	0	0
STREET BOSS	4	0	0	0	0	0	0	0
NOT FOR LOVE	4	0	0	0	0	0	0	0
UNCLE MO	4	0	0	0	0	0	0	0
MUNNINGS	4	0	0	0	0	0	0	0
DESERT PARTY	4	0	0	0	0	0	0	0
HANSEN	4	0	0	0	0	1	0.25	0.4625



## Outer Turf Sprints – Last Track

\*\*\*\*\*

BY TRACKLAST sorted by Track Code Run Date: 7/18/2018 5:48:27 PM

\*\*\*\*\*

TRACKLAST	PLAYS	WINS	WIN PCT	WIN IMPACT	WIN ROI	PLACES	PLACE PCT	PLACE ROI
*****	*****	*****	*****	*****	*****	*****	*****	*****
APX	5	0	0	0	0	1	0.2	0.54
AQU	7	2	0.2857	2.4856	1.2786	2	0.2857	0.9071
ASC	2	0	0	0	0	1	0.5	1.15
BEL	204	27	0.1324	1.1519	0.6684	54	0.2647	0.7909
CAU	1	0	0	0	0	0	0	0
CDX	12	1	0.0833	0.7247	0.425	2	0.1667	0.8
CMR	1	0	0	0	0	0	0	0
DEL	4	0	0	0	0	0	0	0
ELP	4	0	0	0	0	0	0	0
FGX	1	0	0	0	0	0	0	0
FLX	9	0	0	0	0	0	0	0
GPX	11	2	0.1818	1.5817	0.6318	2	0.1818	0.35
LRL	13	3	0.2308	2.008	2.0692	5	0.3846	1.7808
MIL	1	1	1	8.7	7.8	1	1	4.5
MTH	13	1	0.0769	0.669	0.2731	3	0.2308	0.4615
NEW	1	0	0	0	0	0	0	0
OTC	1	0	0	0	0	0	0	0
PHA	12	1	0.0833	0.7247	0.3042	2	0.1667	0.3583
PID	5	0	0	0	0	0	0	0
PIM	2	0	0	0	0	0	0	0
PRM	1	0	0	0	0	0	0	0
SAR	120	11	0.0917	0.7978	0.3683	22	0.1833	0.5758
SAX	1	0	0	0	0	0	0	0
SUF	5	0	0	0	0	1	0.2	0.88
WOX	8	4	0.5	4.35	1.9938	5	0.625	1.275
*****	*****	*****	*****	*****	*****	*****	*****	*****

25 TrackLast Codes from file: StarterHistory Table

\*\*\*\*\*

## Outer Turf Sprints – Odds Rank

By: Odds Rank

Rank	P/L	Bet	Roi	wins	Plays	Pct	Impact	AvgMut
1	0.40	122.00	1.0033	21	61	.3443	2.9951	5.83
2	18.10	118.00	1.1534	16	59	.2712	2.3593	8.51
3	-64.10	120.00	0.4658	5	60	.0833	0.7250	11.18
4	23.80	112.00	1.2125	9	56	.1607	1.3982	15.09
5	-39.00	118.00	0.6695	5	59	.0847	0.7373	15.80
6	-66.80	114.00	0.4140	2	57	.0351	0.3053	23.60
7	-102.00	102.00	0.0000	0	51	.0000	0.0000	0.00
8	-86.00	86.00	0.0000	0	43	.0000	0.0000	0.00
9	8.50	70.00	1.1214	1	35	.0286	0.2486	78.50
10	-3.80	46.00	0.9174	1	23	.0435	0.3783	42.20
11	-20.00	20.00	0.0000	0	10	.0000	0.0000	0.00
12	-16.00	16.00	0.0000	0	8	.0000	0.0000	0.00

## Inner Turf Routes – Jockeys

BY RIDER sorted by wins					Run Date: 7/18/2018 5:56:45 PM			
UDM	PLAYS	WINS	WIN PCT	WIN IMPACT	WIN ROI	PLACES	PLACE PCT	PLACE ROI
ORTIZ JOSE L	62	13	0.2097	1.9374	1.0992	20	0.3226	0.8419
ORTIZ JR IRAD	58	10	0.1724	1.5928	0.5845	15	0.2586	0.6724
VELAZQUEZ JOHN R	50	8	0.16	1.4783	1.072	16	0.32	0.946
LEZCANO JOSE	45	8	0.1778	1.6427	0.8644	9	0.2	0.5422
FRANCO MANUEL	62	7	0.1129	1.0431	0.996	15	0.2419	0.8911
CASTELLANO JAVIER	51	6	0.1176	1.0865	0.4833	14	0.2745	0.5667
ROSARIO JOEL	55	4	0.0727	0.6717	0.4627	10	0.1818	0.5764
SAEZ LUIS	52	4	0.0769	0.7105	0.7952	17	0.3269	1.1442
CARMOUCHE KENDRICK	39	4	0.1026	0.9479	1.4026	6	0.1538	0.7577
LEPAROUX JULIEN R	24	4	0.1667	1.5402	1.4354	6	0.25	0.925
MARAGH RAJIV	21	3	0.1429	1.3203	1.2429	3	0.1429	0.519
GEROUX FLORENT	27	2	0.0741	0.6846	0.8222	2	0.0741	0.3278
CANCEL ERIC	20	2	0.1	0.9239	0.74	3	0.15	1.13
BRAVO JOE	11	2	0.1818	1.6797	1.0318	5	0.4545	2.1864
DALTON BERNARD	9	2	0.2222	2.0529	3.4	3	0.3333	1.9222
NAGLE DARREN	9	2	0.2222	2.0529	1.0222	3	0.3333	0.9056
MCDERMOTT SEAN	9	2	0.2222	2.0529	0.8111	3	0.3333	0.7333
MITCHELL MICHAEL	8	2	0.25	2.3098	4.575	2	0.25	2.275
ALVARADO JUNIOR	29	1	0.0345	0.3188	0.1724	4	0.1379	0.6672
SANTANA JR RICARDO	25	1	0.04	0.3696	0.876	3	0.12	0.824
ARROYO ANGEL S	24	1	0.0417	0.3853	0.5917	5	0.2083	1.1604
DAVIS DYLAN	22	1	0.0455	0.4204	0.3864	3	0.1364	0.8341
DOYLE JACK	9	1	0.1111	1.0265	0.2556	5	0.5556	1.3611
DIAZ JR HECTOR RAFAEL	7	1	0.1429	1.3203	0.9286	1	0.1429	0.3643
LEZCANO ABEL	5	1	0.2	1.8478	0.9	1	0.2	0.43
LOPEZ PACO	17	0	0	0	0	1	0.0588	0.1912
REYES LUIS R	12	0	0	0	0	0	0	0
DECARLO CHRISTOPHER	9	0	0	0	0	2	0.2222	1.8444
GAFFALIONE TYLER	9	0	0	0	0	3	0.3333	4.0667
GERAGHTY ROSS	8	0	0	0	0	0	0	0
MONTANEZ ROSARIO	7	0	0	0	0	0	0	0
CRIMIN SHANE	6	0	0	0	0	0	0	0
LUZZI MICHAEL J	4	0	0	0	0	0	0	0
CAMACHO JR SAMUEL	4	0	0	0	0	0	0	0
DAHL GUSTAV	3	0	0	0	0	0	0	0
PANAJO JORGE	3	0	0	0	0	0	0	0
ALBARADO ROBBY	3	0	0	0	0	0	0	0
GARNER THOMAS	3	0	0	0	0	0	0	0
ROBLES JORGE G	2	0	0	0	0	0	0	0
MULLINS DANNY	2	0	0	0	0	0	0	0
CLAWSON KATIE	2	0	0	0	0	1	0.5	0.825
JIMENEZ SAMUEL	2	0	0	0	0	0	0	0
WATTS MARK	2	0	0	0	0	1	0.5	2.375
GUTIERREZ MARIO	2	0	0	0	0	0	0	0
BRION KERI	2	0	0	0	0	0	0	0
LYNCH FEARGAL	1	0	0	0	0	1	1	1.95
CAMILO CARLOS D	1	0	0	0	0	0	0	0
RUSSELL SHELDON	1	0	0	0	0	0	0	0
PASQUIER STEPHANE	1	0	0	0	0	0	0	0
MOORE RYAN L	1	0	0	0	0	0	0	0
ASPELL LEIGHTON	1	0	0	0	0	0	0	0
BRACHO JOSE A	1	0	0	0	0	0	0	0
DUNNE ROBERT	1	0	0	0	0	1	1	13.9
ARRIETA FRANCISCO	1	0	0	0	0	0	0	0
MCMAHON C J	1	0	0	0	0	0	0	0
VAN DYKE DRAYDEN	1	0	0	0	0	0	0	0

## Inner Turf Routes – Trainers

*****								
BY TRAINER sorted by wins					Run Date: 7/18/2018 5:57:30 PM			
*****								
UDM	PLAYS	WINS	WIN PCT	WIN IMPACT	WIN ROI	PLACES	PLACE PCT	PLACE ROI
*****								
BROWN CHAD C	52	14	0.2692	2.4872	0.9731	23	0.4423	0.9212
PLETCHER TODD A	34	6	0.1765	1.6307	1.2971	11	0.3235	1.0324
RICE LINDA	16	6	0.375	3.4647	1.8344	6	0.375	1.1
MOTT WILLIAM I	32	5	0.1563	1.4441	0.9703	10	0.3125	1.375
WEAVER GEORGE	19	5	0.2632	2.4317	3.7737	7	0.3684	1.7184
DONK DAVID G	21	4	0.1905	1.7601	1.3238	6	0.2857	1.2262
CASSE MARK E	29	3	0.1034	0.9553	0.7172	5	0.1724	0.5276
SERVIS JASON	6	3	0.5	4.6196	1.3667	4	0.6667	1.6167
MCLAUGHLIN KIARAN P	16	2	0.125	1.1549	0.7094	2	0.125	0.4094
MCGAUGHEY III CLAUDE	15	2	0.1333	1.2316	0.7733	4	0.2667	0.6533
FISHER JACK O	13	2	0.1538	1.421	0.8731	3	0.2308	0.6346
GYARMATI LEAH	13	2	0.1538	1.421	0.9077	2	0.1538	0.4846
CLEMENT CHRISTOPHE	13	2	0.1538	1.421	0.5115	3	0.2308	0.5731
CONTESSA GARY C	13	2	0.1538	1.421	0.7115	3	0.2308	0.6269
CANNIZZO DAVID A	12	2	0.1667	1.5402	1.8167	2	0.1667	0.7667
GARGAN DANNY	10	2	0.2	1.8478	1.35	4	0.4	1.465
VOSS ELIZABETH	9	2	0.2222	2.0529	1.5778	5	0.5556	1.4
TONER JAMES J	7	2	0.2857	2.6396	3.4	3	0.4286	1.6286
JERKENS JAMES A	4	2	0.5	4.6196	1.075	2	0.5	0.75
MAKER MICHAEL J	29	1	0.0345	0.3188	0.1897	6	0.2069	0.7897
MOTION H GRAHAM	24	1	0.0417	0.3853	0.3583	4	0.1667	0.5208
KIMMEL JOHN C	11	1	0.0909	0.8398	0.4091	1	0.0909	0.1955
ARNOLD II GEORGE R	9	1	0.1111	1.0265	1.3778	4	0.4444	2.5889
HENDRIKS RICHARD J	9	1	0.1111	1.0265	3.2778	1	0.1111	1.6667
ALBERTRANI THOMAS	9	1	0.1111	1.0265	0.8889	2	0.2222	0.8111
BROWN BRUCE R	8	1	0.125	1.1549	2.825	2	0.25	2.775
RIBAUDO ROBERT	7	1	0.1429	1.3203	1.1143	4	0.5714	2.1571
MARTIN CARLOS F	7	1	0.1429	1.3203	1.4286	1	0.1429	0.8
COX BRAD H	7	1	0.1429	1.3203	0.7	2	0.2857	0.5714
LEVINE BRUCE N	6	1	0.1667	1.5402	1.4167	2	0.3333	2.5083
DALTON KATE	6	1	0.1667	1.5402	3.1167	2	0.3333	2.1833
ENGLEHART JEREMIAH C	5	1	0.2	1.8478	0.78	3	0.6	1.76
YOUNG LESLIE F	5	1	0.2	1.8478	0.61	2	0.4	1.24
RYAN DEREK S	5	1	0.2	1.8478	3.92	1	0.2	1.62
DUTROW ANTHONY W	5	1	0.2	1.8478	0.61	2	0.4	1.11
DELACOUR ARNAUD	4	1	0.25	2.3098	1.0125	1	0.25	0.6375
ABREU JORGE R	4	1	0.25	2.3098	1.525	1	0.25	0.8
PUYPE MIKE	2	1	0.5	4.6196	5	1	0.5	2.4
KINGSLEY JR ARCHIBALD	2	1	0.5	4.6196	3.55	1	0.5	1.6
KLESARIS STEVE	2	1	0.5	4.6196	7.8	1	0.5	3.3
NAGLE REID	1	1	1	9.2391	5	1	1	2.6
MORGAN CARLA L	1	1	1	9.2391	14.2	1	1	5
MORRIS NEIL R	1	1	1	9.2391	2.1	1	1	1.7
SERPE PHILIP M	16	0	0	0	0	3	0.1875	0.5156
RODRIGUEZ RUDY R	15	0	0	0	0	1	0.0667	0.1567
HENNIG MARK A	11	0	0	0	0	1	0.0909	0.2136
SHEPPARD JONATHAN E	11	0	0	0	0	2	0.1818	0.6091
SHARP JOE	11	0	0	0	0	1	0.0909	0.2773
BUSH THOMAS M	10	0	0	0	0	0	0	0
LYNCH BRIAN A	9	0	0	0	0	1	0.1111	0.7444
OBRIEN LEO	8	0	0	0	0	1	0.125	0.25
TERRANOVA II JOHN P	8	0	0	0	0	1	0.125	0.375
ZITO NICHOLAS P	7	0	0	0	0	1	0.1429	2.2286
ENGLEHART CHRIS J	7	0	0	0	0	1	0.1429	0.35
METIVIER RICHARD	7	0	0	0	0	0	0	0
DIODORO ROBERTINO	6	0	0	0	0	2	0.3333	1.8667



## Inner Turf Routes – Sires

*****								
BY SIRE sorted by wins					Run Date: 7/18/2018 5:58:57 PM			
*****								
SIRE	PLAYS	WINS	WIN PCT	WIN IMPACT	WIN ROI	PLACES	PLACE PCT	PLACE ROI
*****								
KITTENS JOY	24	6	0.25	2.3098	2.6958	8	0.3333	1.4896
MORE THAN READY	16	4	0.25	2.3098	1.6625	5	0.3125	0.9781
SCAT DADDY	12	4	0.3333	3.0794	3.0375	4	0.3333	1.3875
TAPIT	20	3	0.15	1.3859	0.885	4	0.2	0.515
ENGLISH CHANNEL	14	3	0.2143	1.9799	0.5964	4	0.2857	0.5577
PIONEEROF THE NILE	14	3	0.2143	1.9799	1.4321	4	0.2857	1.2036
ARCH	13	3	0.2308	2.1324	1.5077	4	0.3077	1.0692
HARD SPUN	10	3	0.3	2.7717	1.08	4	0.4	0.985
CANDY RIDE (ARG)	8	3	0.375	3.4647	1.4625	3	0.375	0.8125
FREUD	15	2	0.1333	1.2316	0.9	3	0.2	0.7067
LEMON DROP KID	13	2	0.1538	1.421	1.0654	7	0.5385	1.9654
LOOKIN AT LUCKY	13	2	0.1538	1.421	0.9538	5	0.3846	1.1308
MALIBU MOON	12	2	0.1667	1.5402	0.7833	3	0.25	0.7833
DISTORTED HUMOR	12	2	0.1667	1.5402	0.9458	2	0.1667	0.5458
FROST GIANT	8	2	0.25	2.3098	0.9563	3	0.375	1.0875
HOLD ME BACK	6	2	0.3333	3.0794	1.7667	2	0.3333	0.9
BLAME	5	2	0.4	3.6957	5.7	2	0.4	2.33
SKY MESA	4	2	0.5	4.6196	4.95	3	0.75	2.175
GIANTS CAUSEWAY	16	1	0.0625	0.5774	0.5562	3	0.1875	1.075
COURAGEOUS CAT	13	1	0.0769	0.7105	0.1462	6	0.4615	2.1385
STREET CRY (IRE)	9	1	0.1111	1.0265	0.2167	2	0.2222	0.3889
INTO MISCHIEF	8	1	0.125	1.1549	0.4688	1	0.125	0.2625
FLATTER	8	1	0.125	1.1549	0.2625	1	0.125	0.2062
COLONEL JOHN	8	1	0.125	1.1549	0.1688	2	0.25	0.3625
OVERDRIVEN	5	1	0.2	1.8478	0.99	2	0.4	1.32
FIRST SAMURAI	5	1	0.2	1.8478	1.8	2	0.4	3.02
GEMOLOGIST	5	1	0.2	1.8478	0.9	1	0.2	0.56
WAR CHANT	5	1	0.2	1.8478	0.46	2	0.4	1.12
UNCLE MO	4	1	0.25	2.3098	1.725	1	0.25	1.0875
TIZ WONDERFUL	4	1	0.25	2.3098	4.325	1	0.25	1.55
SIDNEYS CANDY	4	1	0.25	2.3098	3.375	2	0.5	2.6625
PADDY OPRADO	4	1	0.25	2.3098	0.6125	2	0.5	1.2875
INDYGO SHINER	3	1	0.3333	3.0794	1.1167	1	0.3333	0.65
GIROLAMO	3	1	0.3333	3.0794	2.1667	1	0.3333	1.0167
TEMPLE CITY	3	1	0.3333	3.0794	1	1	0.3333	0.6833
OFFLEE WILD	3	1	0.3333	3.0794	3.3333	1	0.3333	1.6
NORTHERN AFLEET	3	1	0.3333	3.0794	2.1	1	0.3333	0.85
TIZWAY	3	1	0.3333	3.0794	6.8667	2	0.6667	2.7667
ROCK OF GIBRALTAR (I3	3	1	0.3333	3.0794	0.7667	2	0.6667	1.4
KANTHAROS	2	1	0.5	4.6196	1.8	1	0.5	0.925
SKIPSHOT	2	1	0.5	4.6196	6.4	1	0.5	2.55
HOLY BULL	2	1	0.5	4.6196	3.55	1	0.5	1.8
DYLAN THOMAS (IRE)	2	1	0.5	4.6196	14.75	1	0.5	7.5
VINNIE ROE (IRE)	2	1	0.5	4.6196	3.55	1	0.5	1.6
STAY THIRSTY	2	1	0.5	4.6196	2.25	1	0.5	1.075
HERNANDO (FR)	2	1	0.5	4.6196	2.125	2	1	2.325
SPEIGHTSTOWN	2	1	0.5	4.6196	3.25	2	1	4.225
MACHO UNO	2	1	0.5	4.6196	2.95	2	1	3.8
JUSTENUFFHUMOR	2	1	0.5	4.6196	11.3	1	0.5	3.4
RAFFIES MAJESTY	2	1	0.5	4.6196	1.975	1	0.5	1.15
HOLY ROMAN EMPEROR (2	1	1	0.5	4.6196	5	1	0.5	2.8
FOOTSTEPSINTHESAND (1	1	1	1	9.2391	2.6	1	1	1.6
COSA VERA	1	1	1	9.2391	14.2	1	1	5
AIR CHIEF MARSHAL (I1	1	1	1	9.2391	8	1	1	4.05
ORB	1	1	1	9.2391	1.75	1	1	1.45
ROARING FEVER	1	1	1	9.2391	6.1	1	1	3.2

### Inner Turf Routes – Last Track

\*\*\*\*\*  
 BY TRACKLAST sorted by Track Code Run Date: 7/18/2018 5:59:50 PM  
 \*\*\*\*\*

TRACKLAST	PLAYS	WINS	WIN PCT	WIN IMPACT	WIN ROI	PLACES	PLACE PCT	PLACE ROI
APX	4	0	0	0	0	1	0.25	0.9125
AQU	12	1	0.0833	0.7696	0.7417	3	0.25	1.0625
ASC	2	0	0	0	0	0	0	0
BEL	336	39	0.1161	1.0727	0.7244	80	0.2381	0.8235
BLN	1	0	0	0	0	1	1	2.15
BTP	1	0	0	0	0	0	0	0
CDX	28	1	0.0357	0.3298	0.4429	3	0.1071	0.4107
CUR	1	0	0	0	0	0	0	0
DEL	18	1	0.0556	0.5137	0.7889	2	0.1111	0.5306
ELP	5	0	0	0	0	1	0.2	2.64
FAI	2	0	0	0	0	0	0	0
FLX	5	0	0	0	0	0	0	0
GAL	1	0	0	0	0	0	0	0
GPX	16	1	0.0625	0.5774	0.1219	1	0.0625	0.1031
IND	8	0	0	0	0	1	0.125	0.4125
KEE	5	1	0.2	1.8478	4.42	2	0.4	2.51
LEX	1	0	0	0	0	0	0	0
LRL	7	0	0	0	0	0	0	0
MAL	5	1	0.2	1.8478	0.61	1	0.2	0.39
MLX	1	0	0	0	0	1	1	1.95
MRX	1	0	0	0	0	0	0	0
MTH	26	6	0.2308	2.1324	1.8019	9	0.3462	1.1192
OPX	1	0	0	0	0	0	0	0
PHA	40	7	0.175	1.6168	2.19	9	0.225	1.2162
PID	1	0	0	0	0	0	0	0
PRM	1	0	0	0	0	0	0	0
PWX	9	0	0	0	0	2	0.2222	0.6556
RPX	1	0	0	0	0	0	0	0
SAR	251	28	0.1116	1.0311	0.7072	57	0.2271	0.7984
SAX	2	0	0	0	0	0	0	0
STC	2	1	0.5	4.6196	1.3	1	0.5	0.8
SUF	6	0	0	0	0	0	0	0
TAM	3	0	0	0	0	1	0.3333	1.2833
TDN	1	0	0	0	0	0	0	0
TIP	1	0	0	0	0	0	0	0
TUP	1	0	0	0	0	0	0	0
WOX	4	0	0	0	0	0	0	0

\*\*\*\*\*  
 37 TrackLast codes from file: StarterHistory Table  
 \*\*\*\*\*

### Inner Turf Routes – Odds Rank

By: odds Rank

Rank	P/L	Bet	Roi	wins	Plays	Pct	Impact	AvgMut
1	-55.60	186.00	0.7011	26	93	.2796	2.5830	5.02
2	-53.90	186.00	0.7102	15	93	.1613	1.4902	8.81
3	-46.20	182.00	0.7462	12	91	.1319	1.2183	11.32
4	-3.20	184.00	0.9826	13	92	.1413	1.3055	13.91
5	-101.00	190.00	0.4684	5	95	.0526	0.4863	17.80
6	67.80	176.00	1.3852	10	88	.1136	1.0499	24.38
7	50.20	174.00	1.2885	7	87	.0805	0.7434	32.03
8	-110.80	150.00	0.2613	1	75	.0133	0.1232	39.20
9	22.60	118.00	1.1915	3	59	.0508	0.4698	46.87
10	-86.00	86.00	0.0000	0	43	.0000	0.0000	0.00
11	-42.00	42.00	0.0000	0	21	.0000	0.0000	0.00
12	-26.00	26.00	0.0000	0	13	.0000	0.0000	0.00
13	0.00	0.00	0.0000	0	0	.0000	0.0000	0.00

# Del Mar Stats Pack - Part Two

2017 Meet – Jockey/Trainer/Sire/Last Track/Odds Stats. Please note some of these stats have been cut down from the full file for space reasons. If you'd like to download the entire text file, please click [here](#) for Saratoga and [here](#) for Del Mar.

## Dirt Sprints - Jockeys

*****								
BY RIDER sorted by wins					Run Date: 7/18/2018 2:19:02 PM			
*****								
UDM	PLAYS	WINS	WIN PCT	WIN IMPACT	WIN ROI	PLACES	PLACE PCT	PLACE ROI
*****								
ROMAN EVIN A	113	19	0.1681	1.4	0.8434	40	0.354	0.7929
PRAT FLAVIEN	66	17	0.2576	2.1455	1.0348	29	0.4394	1
DESORMEAUX KENT J	58	12	0.2069	1.7232	1.4897	27	0.4655	1.5207
TALAMO JOSEPH	59	10	0.1695	1.4117	1.2593	13	0.2203	0.6237
BAZE TYLER	85	9	0.1059	0.882	0.2847	22	0.2588	0.6441
BEJARANO RAFAEL	63	8	0.127	1.0577	0.5333	16	0.254	0.6079
VAN DYKE DRAYDEN	44	7	0.1591	1.3251	1.3545	11	0.25	0.9841
PEDROZA MARTIN A	57	5	0.0877	0.7304	0.9421	14	0.2456	0.9667
GONZALEZ SANTIAGO	36	5	0.1389	1.1569	1.0417	7	0.1944	0.8361
SMITH MIKE E	19	5	0.2632	2.1921	1.1842	7	0.3684	0.7895
PEREIRA TIAGO JOSUE	60	4	0.0667	0.5555	0.7683	10	0.1667	0.7833
GUTIERREZ MARIO	31	4	0.129	1.0744	0.8774	9	0.2903	0.8387
NAKATANI COREY S	14	4	0.2857	2.3795	0.8429	9	0.6429	2.0286
SUTHERLAND CHANTAL	24	3	0.125	1.0411	1.0792	4	0.1667	0.7
ESPINOZA VICTOR	24	3	0.125	1.0411	0.7458	8	0.3333	0.9542
DELGADILLO AGAPITO	17	3	0.1765	1.47	1.5647	4	0.2353	0.8
OCHOA JUAN	10	3	0.3	2.4986	4	3	0.3	1.26
WERNER LAURA	41	2	0.0488	0.4064	0.2756	5	0.122	0.3488
THERIOT JAMIE	32	2	0.0625	0.5205	0.2594	5	0.1563	0.3813
GARCIA MARTIN	27	2	0.0741	0.6172	0.237	5	0.1852	0.5333
ELLIOTT STEWART	25	2	0.08	0.6663	0.868	2	0.08	0.388
STEVENS GARY L	15	2	0.1333	1.1102	0.7933	3	0.2	0.8867
ARROYO JR NORBERTO	12	2	0.1667	1.3884	1.3333	3	0.25	1.0167
FRANCO GEOVANNI	10	2	0.2	1.6657	4.29	2	0.2	1.28
BLANC BRICE	5	2	0.4	3.3315	1.76	2	0.4	0.9
MALDONADO EDWIN A	39	1	0.0256	0.2132	0.1256	3	0.0769	0.2359
PENA BRAYAN	30	1	0.0333	0.2773	0.49	2	0.0667	0.32
OCAMPO ISRAEL	29	1	0.0345	0.2873	0.4448	3	0.1034	0.369
PUGLISI IGNACIO	11	1	0.0909	0.7571	0.3	3	0.2727	0.6909
FLORES DAVID ROMERO	5	1	0.2	1.6657	2.18	1	0.2	0.94
FALGIONE MARIA	1	1	1	8.3287	6.8	1	1	3.8
VERGARA DANIEL P	18	0	0	0	0	1	0.0556	0.6833
SOLIS AUSTIN B	13	0	0	0	0	1	0.0769	0.5154
AMPARAN FRANCISCO	12	0	0	0	0	2	0.1667	0.775
FUENTES RUBEN	11	0	0	0	0	2	0.1818	1.9636
RISENHOOVER SASHA	10	0	0	0	0	1	0.1	0.27
LINARES MODESTO	10	0	0	0	0	1	0.1	1.71
JIMENEZ ALEX	6	0	0	0	0	1	0.1667	0.3167
FREY KYLE	6	0	0	0	0	0	0	0
GRYDER AARON T	4	0	0	0	0	0	0	0
MARTINEZ FELIPE F	3	0	0	0	0	0	0	0
MITCHELL GALLYN VICK	3	0	0	0	0	0	0	0
JAIME RICARDO	3	0	0	0	0	1	0.3333	1.0333
ANTONGEORGI III WILL	2	0	0	0	0	0	0	0
BOULANGER BRANDON CH	2	0	0	0	0	0	0	0
STRA KAYLA	2	0	0	0	0	0	0	0
VERENZUELA JOSE L	2	0	0	0	0	0	0	0
SORENSEN DANNY	2	0	0	0	0	0	0	0
LOPEZ PACO	2	0	0	0	0	2	1	1.8
CONTRERAS JOSE MANUE	2	0	0	0	0	0	0	0
HERNANDEZ EFRAIN	2	0	0	0	0	0	0	0
OROZCO IRVING	2	0	0	0	0	0	0	0
MARTINEZ CATALINO	2	0	0	0	0	0	0	0
ARIAS SAUL	2	0	0	0	0	0	0	0
BEDNAR VINNIE	2	0	0	0	0	1	0.5	0.85
OROZCO EDGAR	1	0	0	0	0	0	0	0



## Dirt Sprints - Trainers

\*\*\*\*\*  
 BY TRAINER sorted by wins Run Date: 7/18/2018 2:19:34 PM  
 \*\*\*\*\*

UDM	PLAYS	WINS	WIN PCT	WIN IMPACT	WIN ROI	PLACES	PLACE PCT	PLACE ROI
MILLER PETER	69	9	0.1304	1.0861	0.5928	23	0.3333	0.7957
BAFFERT BOB	37	9	0.2432	2.0255	0.9378	17	0.4595	0.9595
ONEILL DOUG F	54	7	0.1296	1.0794	0.6593	15	0.2778	0.7667
HESS JR ROBERT B	31	6	0.1935	1.6116	1.6419	11	0.3548	1.2968
GLATT MARK	22	6	0.2727	2.2712	1.0182	9	0.4091	1.0273
CALLAGHAN SIMON	19	6	0.3158	2.6302	1.0368	10	0.5263	0.9263
MIYADI STEVEN	24	5	0.2083	1.7349	1.8875	7	0.2917	1.1583
DAMATO PHILIP	19	5	0.2632	2.1921	0.9211	9	0.4737	1.3737
MCCARTHY MICHAEL W	15	5	0.3333	2.7759	1.2067	9	0.6	1.5467
BONDE JEFF	19	4	0.2105	1.7532	1.3158	7	0.3684	1.0474
CARAVA JACK	14	4	0.2857	2.3795	2.1214	5	0.3571	1.3
KORINER BRIAN J	14	4	0.2857	2.3795	1.2929	5	0.3571	0.7786
SPAWR WILLIAM	11	4	0.3636	3.0283	1.5091	5	0.4545	0.8364
SADLER JOHN W	30	3	0.1	0.8329	0.32	7	0.2333	0.7733
RUIS MICK	19	3	0.1579	1.3151	0.5105	4	0.2105	0.5579
GONZALEZ SAL	17	3	0.1765	1.47	2.3529	5	0.2941	1.4706
MACHOWSKY MICHAEL	16	3	0.1875	1.5616	0.8563	4	0.25	0.6812
EURTON PETER	12	3	0.25	2.0822	1.65	3	0.25	0.8167
PENDER MICHAEL	8	3	0.375	3.1233	1.825	4	0.5	1.3875
MOREY WILLIAM E	8	3	0.375	3.1233	1.3	4	0.5	1.0375
HOLLENDORFER JERRY	40	2	0.05	0.4164	0.26	12	0.3	0.615
SHERLOCK GARY	20	2	0.1	0.8329	0.95	6	0.3	0.87
PUYPE MIKE	19	2	0.1053	0.877	0.9053	3	0.1579	0.5316
MULLINS JEFF	17	2	0.1176	0.9795	0.3588	2	0.1176	0.2176
CASSIDY JAMES M	15	2	0.1333	1.1102	1.38	3	0.2	0.8867
BELVOIR VANN	13	2	0.1538	1.2809	2.2462	3	0.2308	1.1615
PAPAPRODROMOU GEORGE	12	2	0.1667	1.3884	1.2167	5	0.4167	1.3333
MANDELLA RICHARD E	11	2	0.1818	1.5142	1.8636	2	0.1818	0.8818
CERIN VLADIMIR	10	2	0.2	1.6657	1.81	4	0.4	1.74
MOGER JR ED	8	2	0.25	2.0822	1.925	2	0.25	0.9
POWELL LEONARD	4	2	0.5	4.1643	2.55	2	0.5	1.375
DESORMEAUX J KEITH	27	1	0.037	0.3082	0.3037	6	0.2222	0.7778
BALTAS RICHARD	25	1	0.04	0.3331	0.084	7	0.28	0.58
MATHIS ANDY	14	1	0.0714	0.5947	0.3643	4	0.2857	1.1214
PALMA HECTOR O	13	1	0.0769	0.6405	0.3077	1	0.0769	0.1923
YAKTEEN TIM	12	1	0.0833	0.6938	0.2417	2	0.1667	0.6667
CHEW MATTHEW	11	1	0.0909	0.7571	0.9727	1	0.0909	0.5091
BROCKLEBANK JOHN	10	1	0.1	0.8329	0.49	1	0.1	0.26
GALLAGHER PATRICK	8	1	0.125	1.0411	0.5375	1	0.125	0.3375
ELLIS RONALD W	8	1	0.125	1.0411	0.3375	1	0.125	0.25
KITCHINGMAN ADAM	6	1	0.1667	1.3884	0.5333	2	0.3333	0.6833
TREECE CHARLES S	6	1	0.1667	1.3884	1.25	2	0.3333	0.8833
KRULJAC J ERIC	5	1	0.2	1.6657	7.98	1	0.2	3.02
LEWIS CRAIG ANTHONY	4	1	0.25	2.0822	8.325	1	0.25	1.9
HARTY EOIN G	4	1	0.25	2.0822	0.85	1	0.25	0.4
SALDANA REED	4	1	0.25	2.0822	3.775	1	0.25	0.975
HENDRICKS DAN L	4	1	0.25	2.0822	1.575	1	0.25	0.6
KRULJAC IAN	4	1	0.25	2.0822	1.075	2	0.5	1.625
PEDERSON DEAN	4	1	0.25	2.0822	2.225	1	0.25	0.95
HEAP BLAKE R	3	1	0.3333	2.7759	2.6333	1	0.3333	0.9667
MCLEAN BILL	3	1	0.3333	2.7759	10.7333	2	0.6667	3.4333
BLACKER DAN	3	1	0.3333	2.7759	0.7667	1	0.3333	0.5
DOMINGUEZ HENRY	3	1	0.3333	2.7759	0.4333	2	0.6667	1.05
MENDOZA JESUS	2	1	0.5	4.1643	9.25	1	0.5	3.55
LERNER ANDREW	1	1	1	8.3287	14.7	1	1	7.6
BAROCIO LIBRADO	1	1	1	8.3287	5.4	1	1	2.8

**DRF DEL MAR**  
**ALL-ACCESS PACKAGES!**

HANA Member  
 Discount!  
 Use code **HANA**  
 for 10% Off  
 Expires 7/31/18

**BUY NOW**

## Dirt Sprints - Sires

*****								
BY SIRE sorted by wins					Run Date: 7/18/2018 2:20:25 PM			
*****								
SIRE	PLAYS	WINS	WIN PCT	WIN IMPACT	WIN ROI	PLACES	PLACE PCT	PLACE ROI
*****								
INTO MISCHIEF	24	5	0.2083	1.7349	0.8333	9	0.375	0.9167
LUCKY PULPIT	33	4	0.1212	1.0094	2.2515	6	0.1818	1.0303
MIDNIGHT LUTE	21	4	0.1905	1.5866	0.8095	5	0.2381	0.5762
SMILING TIGER	15	4	0.2667	2.2213	1.5133	7	0.4667	1.2667
TAPIZAR	14	4	0.2857	2.3795	2.0929	5	0.3571	1.3357
MALIBU MOON	21	3	0.1429	1.1902	0.8	4	0.1905	0.4333
TWIRLING CANDY	17	3	0.1765	1.47	1.1	7	0.4118	1.2412
GRAZEN	11	3	0.2727	2.2712	1.7	4	0.3636	1.1091
MEDAGLIA DORO	8	3	0.375	3.1233	2.45	3	0.375	1.2375
MACLEANS MUSIC	7	3	0.4286	3.5697	0.8714	4	0.5714	1.1857
MINISTERS WILD CAT	25	2	0.08	0.6663	0.86	3	0.12	0.468
TRIBAL RULE	20	2	0.1	0.8329	0.555	3	0.15	0.395
DECARCHY	11	2	0.1818	1.5142	1.0364	4	0.3636	1.1636
EXCHANGE RATE	10	2	0.2	1.6657	1.66	4	0.4	1.28
GOOD JOURNEY	9	2	0.2222	1.8506	0.7	3	0.3333	0.9111
MAJESTIC WARRIOR	9	2	0.2222	1.8506	1.7222	2	0.2222	0.8111
UNION RAGS	9	2	0.2222	1.8506	1.6111	4	0.4444	1.2111
BLAME	9	2	0.2222	1.8506	4.0222	4	0.4444	2.4222
SOUTHERN IMAGE	9	2	0.2222	1.8506	0.8556	3	0.3333	0.7222
SPEIGHTSTOWN	8	2	0.25	2.0822	1.0875	3	0.375	0.9375
VIOLENCE	8	2	0.25	2.0822	1.5	3	0.375	0.9875
STREET SENSE	8	2	0.25	2.0822	0.825	2	0.25	0.4375
RICHARDS KID	7	2	0.2857	2.3795	4.1857	2	0.2857	1.2286
MIDSHIPMAN	7	2	0.2857	2.3795	1.2429	3	0.4286	1.0286
SLEWS TIZNOW	6	2	0.3333	2.7759	1.1667	2	0.3333	0.7
RUN AWAY AND HIDE	6	2	0.3333	2.7759	2.9333	3	0.5	1.7167
OVERANALYZE	6	2	0.3333	2.7759	1.25	4	0.6667	2.1583
MAJESTICPERFECTION	5	2	0.4	3.3315	1.86	2	0.4	0.9
MISREMEMBERED	5	2	0.4	3.3315	2.34	2	0.4	1.08
BIG DRAMA	4	2	0.5	4.1643	1.825	2	0.5	1.025
WILBURN	4	2	0.5	4.1643	2.875	2	0.5	1.15
ARAGORN (IRE)	3	2	0.6667	5.5527	1.8	2	0.6667	1.0667
PADDY OPRADO	3	2	0.6667	5.5527	2.6	3	1	3.4333
PULPIT	2	2	1	8.3287	2.05	2	1	1.45
KAFWAIN	15	1	0.0667	0.5555	0.2067	3	0.2	0.7467
VRONSKY	12	1	0.0833	0.6938	0.475	1	0.0833	0.2667
PIONEEROF THE NILE	10	1	0.1	0.8329	0.18	4	0.4	0.84
FIRST SAMURAI	10	1	0.1	0.8329	0.4	4	0.4	2.43
SQUARE EDDIE	10	1	0.1	0.8329	0.54	3	0.3	0.61
MUNNINGS	10	1	0.1	0.8329	0.28	2	0.2	0.64
TAPIT	10	1	0.1	0.8329	1.05	2	0.2	0.68
PAPA CLEM	10	1	0.1	0.8329	0.53	2	0.2	0.53
GEMOLOGIST	9	1	0.1111	0.9253	0.2889	3	0.3333	0.5889
CYCLOTRON	9	1	0.1111	0.9253	0.7556	4	0.4444	1.1222
OLD TOPPER	8	1	0.125	1.0411	0.375	2	0.25	0.7125
SCAT DADDY	7	1	0.1429	1.1902	0.4143	2	0.2857	1.5286
DISCREET CAT	7	1	0.1429	1.1902	3.7	3	0.4286	1.9143
GRACE UPON GRACE	7	1	0.1429	1.1902	0.8714	1	0.1429	0.3
QUALITY ROAD	7	1	0.1429	1.1902	0.8857	2	0.2857	0.7143
TRAPPE SHOT	7	1	0.1429	1.1902	1.1714	2	0.2857	0.6571
CALIMONCO	6	1	0.1667	1.3884	0.5667	3	0.5	3.1667
ANIMAL KINGDOM	6	1	0.1667	1.3884	0.7667	3	0.5	1.2333
CREATIVE CAUSE	6	1	0.1667	1.3884	1.25	1	0.1667	0.55
ROCKY BAR	6	1	0.1667	1.3884	1.3167	1	0.1667	0.4833
TIZ WONDERFUL	6	1	0.1667	1.3884	0.6667	2	0.3333	0.8167
COIL	6	1	0.1667	1.3884	0.6833	2	0.3333	3.2167

## Dirt Sprints – Last Track

\*\*\*\*\*  
 BY TRACKLAST sorted by Track Code Run Date: 7/18/2018 2:21:00 PM  
 \*\*\*\*\*

TRACKLAST	PLAYS	WINS	WIN PCT	WIN IMPACT	WIN ROI	PLACES	PLACE PCT	PLACE ROI
*****	*****	*****	*****	*****	*****	*****	*****	*****
ALB	1	0	0	0	0	0	0	0
APX	1	0	0	0	0	0	0	0
ASC	1	0	0	0	0	0	0	0
BEL	6	1	0.1667	1.3884	0.35	2	0.3333	0.5167
CBY	3	1	0.3333	2.7759	1	1	0.3333	0.6333
CDX	1	0	0	0	0	0	0	0
CMR	1	0	0	0	0	0	0	0
DEL	1	0	0	0	0	0	0	0
DMR	405	52	0.1284	1.0694	0.7398	105	0.2593	0.767
ELP	2	0	0	0	0	0	0	0
EMD	4	0	0	0	0	0	0	0
FGX	1	0	0	0	0	0	0	0
GGX	12	2	0.1667	1.3884	1.6583	3	0.25	0.8083
GPX	3	0	0	0	0	2	0.6667	3.3
IND	2	0	0	0	0	1	0.5	1.3
LRC	135	16	0.1185	0.9869	0.9993	27	0.2	0.6126
LRL	1	0	0	0	0	0	0	0
LSX	5	0	0	0	0	2	0.4	2.06
MEY	2	0	0	0	0	0	0	0
PHA	1	1	1	8.3287	6.8	1	1	3.4
PIM	1	0	0	0	0	0	0	0
PLN	12	1	0.0833	0.6938	0.3167	4	0.3333	0.5833
SAC	4	0	0	0	0	0	0	0
SAX	328	44	0.1341	1.1169	0.7942	90	0.2744	0.8966
SRP	1	0	0	0	0	0	0	0
SRX	3	0	0	0	0	0	0	0
TUP	4	0	0	0	0	0	0	0
WOX	1	0	0	0	0	0	0	0
*****	*****	*****	*****	*****	*****	*****	*****	*****

28 TrackLast Codes from file: StarterHistory Table  
 \*\*\*\*\*

## Dirt Sprints –Odds Rank

By: Odds Rank

Rank	P/L	Bet	Roi	wins	Plays	Pct	Impact	AvgMut
1	-73.40	294.00	0.7503	45	147	.3061	2.5496	4.90
2	-39.00	280.00	0.8607	31	140	.2214	1.8442	7.77
3	-26.60	288.00	0.9076	23	144	.1597	1.3303	11.37
4	-72.60	284.00	0.7444	14	142	.0986	0.8211	15.10
5	-22.40	284.00	0.9211	13	142	.0915	0.7625	20.12
6	-28.20	274.00	0.8971	9	137	.0657	0.5471	27.31
7	-120.80	224.00	0.4607	2	112	.0179	0.1487	51.60
8	124.40	194.00	1.6412	6	97	.0619	0.5152	53.07
9	-152.00	152.00	0.0000	0	76	.0000	0.0000	0.00
10	-76.00	76.00	0.0000	0	38	.0000	0.0000	0.00
11	-20.00	20.00	0.0000	0	10	.0000	0.0000	0.00
12	-12.00	12.00	0.0000	0	6	.0000	0.0000	0.00



## Dirt Routes – Jockeys

\*\*\*\*\*  
 BY RIDER sorted by wins Run Date: 7/18/2018 2:25:10 PM  
 \*\*\*\*\*

UDM	PLAYS	WINS	WIN PCT	WIN IMPACT	WIN ROI	PLACES	PLACE PCT	PLACE ROI
BEJARANO RAFAEL	30	9	0.3	2.3073	1.5167	16	0.5333	1.1233
TALAMO JOSEPH	25	7	0.28	2.1535	1.656	8	0.32	0.812
PRAT FLAVIEN	22	6	0.2727	2.0973	1.5773	9	0.4091	1.05
ROMAN EVIN A	45	4	0.0889	0.6837	0.2267	11	0.2444	0.5778
ESPINOZA VICTOR	12	4	0.3333	2.5634	3.1667	6	0.5	3.1708
GONZALEZ SANTIAGO	23	3	0.1304	1.0029	2.3522	7	0.3043	1.4609
VAN DYKE DRAYDEN	15	3	0.2	1.5382	2.4867	5	0.3333	1.54
GUTIERREZ MARIO	13	3	0.2308	1.7751	2	4	0.3077	5.4538
DESORMEAUX KENT J	24	2	0.0833	0.6407	0.4208	7	0.2917	0.7833
PEDROZA MARTIN A	15	2	0.1333	1.0252	1.6267	2	0.1333	0.6
MALDONADO EDWIN A	13	2	0.1538	1.1829	1.0769	3	0.2308	0.5077
STEVENS GARY L	10	2	0.2	1.5382	0.71	3	0.3	0.6
PEREIRA TIAGO JOSUE	19	1	0.0526	0.4045	1.5737	2	0.1053	0.8789
WERNER LAURA	13	1	0.0769	0.5914	0.3769	2	0.1538	0.6231
OCAMPO ISRAEL	9	1	0.1111	0.8545	1.1778	1	0.1111	0.4556
SOLIS AUSTIN B	9	1	0.1111	0.8545	0.4778	2	0.2222	0.5333
GARCIA MARTIN	8	1	0.125	0.9614	0.5	2	0.25	0.425
PUGLISI IGNACIO	2	1	0.5	3.8455	13.15	1	0.5	5.85
GONZALEZ RICARDO	2	1	0.5	3.8455	2.9	1	0.5	1.4
BLANC BRICE	1	1	1	7.6909	5	1	1	2.2
BAZE TYLER	30	0	0	0	0	5	0.1667	0.4933
PENA BRAYAN	12	0	0	0	0	4	0.3333	2.6167
SUTHERLAND CHANTAL	11	0	0	0	0	0	0	0
THERIOT JAMIE	8	0	0	0	0	1	0.125	0.6625
ELLIOTT STEWART	8	0	0	0	0	2	0.25	0.6625
DELGADILLO AGAPITO	6	0	0	0	0	1	0.1667	0.7167
VERGARA DANIEL P	5	0	0	0	0	0	0	0
OCHOA JUAN	4	0	0	0	0	0	0	0
NAKATANI COREY S	4	0	0	0	0	1	0.25	0.425
SMITH MIKE E	4	0	0	0	0	2	0.5	0.65
ARROYO JR NORBERTO	3	0	0	0	0	1	0.3333	1.0333
FRANCO GEOVANNI	3	0	0	0	0	0	0	0
ANTONGEORGI III WILL	3	0	0	0	0	0	0	0
BOULANGER BRANDON CH	3	0	0	0	0	0	0	0
BEDNAR VINNIE	2	0	0	0	0	0	0	0
FLORES DAVID ROMERO	1	0	0	0	0	0	0	0
CONTRERAS JOSE MANUEL	1	0	0	0	0	0	0	0
LINARES MODESTO	1	0	0	0	0	0	0	0
RISENHOOVER SASHA	1	0	0	0	0	0	0	0
ARIAS SAUL	1	0	0	0	0	0	0	0
FREY KYLE	1	0	0	0	0	0	0	0
AMPARAN FRANCISCO	1	0	0	0	0	0	0	0

\*\*\*\*\*  
 42 Riders from file: StarterHistory Table  
 \*\*\*\*\*

## Dirt Routes – Trainers

*****								
BY TRAINER sorted by wins					Run Date: 7/18/2018 2:25:34 PM			
*****								
UDM	PLAYS	WINS	WIN PCT	WIN IMPACT	WIN ROI	PLACES	PLACE PCT	PLACE ROI
*****								
BALTAS RICHARD	20	4	0.2	1.5382	1.145	6	0.3	0.76
SADLER JOHN W	15	4	0.2667	2.0512	2.3267	6	0.4	1.7967
MCCARTHY MICHAEL W	8	4	0.5	3.8455	5.8375	5	0.625	3.2875
BAFFERT BOB	14	3	0.2143	1.6482	0.6	6	0.4286	0.6
MILLER PETER	18	2	0.1111	0.8545	0.7056	6	0.3333	0.7167
ONEILL DOUG F	15	2	0.1333	1.0252	2	4	0.2667	4.9667
HESS JR ROBERT B	13	2	0.1538	1.1829	0.3308	3	0.2308	0.3692
CERIN VLADIMIR	12	2	0.1667	1.2821	0.8833	4	0.3333	0.9167
HOLLENDORFER JERRY	10	2	0.2	1.5382	0.72	5	0.5	0.8
EURTON PETER	9	2	0.2222	1.7089	1.1111	3	0.3333	0.7111
CALLAGHAN SIMON	6	2	0.3333	2.5634	2.35	2	0.3333	1.1667
GARCIA ANTONIO	5	2	0.4	3.0764	3.56	2	0.4	1.16
MULHALL KRISTIN	4	2	0.5	3.8455	2.05	2	0.5	1.025
MOREY WILLIAM E	2	2	1	7.6909	4.95	2	1	2.45
GALLAGHER PATRICK	2	2	1	7.6909	5.95	2	1	2.5
DAMATO PHILIP	13	1	0.0769	0.5914	0.3308	3	0.2308	0.5231
DESORMEAUX J KEITH	10	1	0.1	0.7691	0.87	3	0.3	1.07
ELLIS RONALD W	9	1	0.1111	0.8545	0.2	3	0.3333	0.8
GLATT MARK	9	1	0.1111	0.8545	0.8667	1	0.1111	0.2333
MACHOWSKY MICHAEL	6	1	0.1667	1.2821	1.7667	2	0.3333	1.0333
FERNANDEZ VICTOR	6	1	0.1667	1.2821	2.1833	1	0.1667	0.8667
DOLLASE CRAIG	5	1	0.2	1.5382	0.52	1	0.2	0.36
PENDER MICHAEL	5	1	0.2	1.5382	1.3	1	0.2	0.44
KNAPP STEVE	4	1	0.25	1.9227	2.95	1	0.25	1.6
PEDERSON DEAN	3	1	0.3333	2.5634	6.9667	2	0.6667	3.6333
SISE JR CLIFFORD W	3	1	0.3333	2.5634	2.8333	1	0.3333	1.2333
HARTY EOIN G	3	1	0.3333	2.5634	1.8	2	0.6667	1.4
JAUREGUI O J	2	1	0.5	3.8455	2.35	1	0.5	1.15
POLANCO MARCELO	2	1	0.5	3.8455	14.95	1	0.5	6.1
FRENCH NEIL	2	1	0.5	3.8455	0.85	1	0.5	0.6
JONES MARTIN F	1	1	1	7.6909	35	1	1	12.1
MARTIN JOHN F	1	1	1	7.6909	5.8	1	1	2.8
SOUZA FELIPE N	1	1	1	7.6909	4.9	1	1	2.6
BECERRA RAFAEL	7	0	0	0	0	0	0	0
PALMA HECTOR O	7	0	0	0	0	0	0	0
HENDRICKS DAN L	7	0	0	0	0	0	0	0
SHIRREFFS JOHN A	7	0	0	0	0	1	0.1429	0.5429
CASSIDY JAMES M	7	0	0	0	0	2	0.2857	2.1286
BROCKLEBANK JOHN	6	0	0	0	0	3	0.5	4.45
SPAWR WILLIAM	5	0	0	0	0	0	0	0
PERIBAN JORGE	5	0	0	0	0	0	0	0
CHEW MATTHEW	5	0	0	0	0	1	0.2	0.9
STUTE GARY	5	0	0	0	0	1	0.2	0.56
YAKTEEN TIM	4	0	0	0	0	2	0.5	1.625
HANSEN SCOTT	4	0	0	0	0	1	0.25	1.775
SIERRA JAVIER JOSE	4	0	0	0	0	0	0	0
SALDANA REED	4	0	0	0	0	1	0.25	1.325
BELVOIR VANN	4	0	0	0	0	0	0	0
KITCHINGMAN ADAM	4	0	0	0	0	1	0.25	0.975
LERNER ANDREW	3	0	0	0	0	0	0	0
GARCIA VICTOR L	3	0	0	0	0	0	0	0
PICCIONI GERARD	3	0	0	0	0	0	0	0
GAINES CARLA	3	0	0	0	0	0	0	0
SHERMAN ART	3	0	0	0	0	0	0	0
METZ JEFFREY	3	0	0	0	0	1	0.3333	0.4333
BONDE JEFF	3	0	0	0	0	0	0	0

## Dirt Routes – Sires

\*\*\*\*\*  
 BY SIRE sorted by wins Run Date: 7/18/2018 2:26:04 PM  
 \*\*\*\*\*

SIRE	PLAYS	WINS	WIN PCT	WIN IMPACT	WIN ROI	PLACES	PLACE PCT	PLACE ROI
CURLIN	10	3	0.3	2.3073	1.57	5	0.5	1.235
SMART STRIKE	8	3	0.375	2.8841	2.3375	4	0.5	1.25
INCLUDE	6	2	0.3333	2.5634	1.6167	5	0.8333	2.0833
MISREMEMBERED	4	2	0.5	3.8455	4.45	2	0.5	1.45
WARRIORS REWARD	3	2	0.6667	5.1275	9.7667	2	0.6667	4.4667
JERSEY TOWN	3	2	0.6667	5.1275	3.2	2	0.6667	1.1
VIOLENCE	3	2	0.6667	5.1275	5.0667	2	0.6667	2.1667
OFFLEE WILD	3	2	0.6667	5.1275	5.5667	3	1	3.2
UNUSUAL HEAT	10	1	0.1	0.7691	1.31	1	0.1	0.52
MIDNIGHT LUTE	8	1	0.125	0.9614	0.9125	1	0.125	0.425
CITY ZIP	7	1	0.1429	1.099	0.5714	2	0.2857	0.4857
HARD SPUN	7	1	0.1429	1.099	1.1	3	0.4286	0.8714
TIZNOW	7	1	0.1429	1.099	1.5143	2	0.2857	9.1429
CANDY RIDE (ARG)	7	1	0.1429	1.099	0.2429	1	0.1429	0.1714
ARCHARCHARCH	7	1	0.1429	1.099	0.6714	3	0.4286	0.8857
MEDAGLIA DORO	6	1	0.1667	1.2821	0.8167	3	0.5	0.9167
GOOD JOURNEY	5	1	0.2	1.5382	0.32	3	0.6	1.02
TAPIT	5	1	0.2	1.5382	0.28	2	0.4	0.98
LOOKIN AT LUCKY	5	1	0.2	1.5382	1.76	1	0.2	3.26
BELLAMY ROAD	5	1	0.2	1.5382	0.6	2	0.4	1.4
GIANTS CAUSEWAY	4	1	0.25	1.9227	0.875	1	0.25	0.5
STREET SENSE	4	1	0.25	1.9227	1.65	2	0.5	3.075
BODEMEISTER	4	1	0.25	1.9227	0.725	1	0.25	0.45
BERNARDINI	3	1	0.3333	2.5634	1.8	1	0.3333	1
MUNNINGS	3	1	0.3333	2.5634	6.4333	1	0.3333	2.3667
FIRST DUDE	3	1	0.3333	2.5634	2.8	2	0.6667	1.6667
PIONEEROF THE NILE	3	1	0.3333	2.5634	1	1	0.3333	0.6667
VRONSKY	2	1	0.5	3.8455	14.95	1	0.5	6.1
HAYNESFIELD	2	1	0.5	3.8455	17.5	1	0.5	6.05
BROKEN VOW	2	1	0.5	3.8455	2.9	1	0.5	1.4
HEART OF THE STORM	2	1	0.5	3.8455	2.35	1	0.5	1.05
TO HONOR AND SERVE	2	1	0.5	3.8455	5.9	1	0.5	3.2
DISTORTED HUMOR	2	1	0.5	3.8455	3.45	1	0.5	1.4
FIRST DEFENCE	2	1	0.5	3.8455	2.25	1	0.5	1.4
ENGLISH CHANNEL	2	1	0.5	3.8455	2.5	1	0.5	1.1
UNITED STATES	1	1	1	7.6909	4.6	1	1	2.3
FREUD	1	1	1	7.6909	4.9	1	1	2.6
TRAPPER	1	1	1	7.6909	4.3	1	1	2.3
NEW YEARS DAY	1	1	1	7.6909	11.2	1	1	5.2
FRIESAN FIRE	1	1	1	7.6909	2.7	1	1	1.8
SUMMER BIRD	1	1	1	7.6909	2.6	1	1	1.8
LIMEHOUSE	1	1	1	7.6909	20.9	1	1	7
ASTROLOGY	1	1	1	7.6909	1.6	1	1	1.1
SUNDARBAN	1	1	1	7.6909	5.5	1	1	1.8
HENNY HUGHES	1	1	1	7.6909	21.1	1	1	4.6
UNION RAGS	8	0	0	0	0	0	0	0
ESKENDEREYA	6	0	0	0	0	1	0.1667	0.7333
LUCKY J H	5	0	0	0	0	0	0	0
GHOSTZAPPER	5	0	0	0	0	2	0.4	1
MINESHAFT	5	0	0	0	0	2	0.4	0.82
WILDCAT HEIR	5	0	0	0	0	0	0	0
HARLANS HOLIDAY	5	0	0	0	0	0	0	0
HEATSEEKER (IRE)	4	0	0	0	0	0	0	0
GIO PONTI	4	0	0	0	0	0	0	0
COIL	4	0	0	0	0	0	0	0
MIZZEN MAST	4	0	0	0	0	0	0	0



## Dirt Routes – Last Track

\*\*\*\*\*

BY TRACKLAST sorted by Track Code Run Date: 7/18/2018 2:26:58 PM

\*\*\*\*\*

TRACKLAST	PLAYS	WINS	WIN PCT	WIN IMPACT	WIN ROI	PLACES	PLACE PCT	PLACE ROI
BEL	3	0	0	0	0	1	0.3333	0.6
BTP	1	1	1	7.6909	2.7	1	1	1.8
CBY	1	0	0	0	0	0	0	0
CDX	5	0	0	0	0	0	0	0
DMR	197	22	0.1117	0.8591	1.0746	47	0.2386	0.897
EMD	1	0	0	0	0	0	0	0
GGX	3	2	0.6667	5.1275	3.6	2	0.6667	1.6667
GPX	1	0	0	0	0	0	0	0
IND	1	0	0	0	0	1	1	2.6
LRC	49	5	0.102	0.7845	1.4878	11	0.2245	0.9653
LSX	1	0	0	0	0	1	1	6.3
MEY	1	0	0	0	0	0	0	0
MTH	1	1	1	7.6909	4.2	1	1	1.8
PIM	1	0	0	0	0	0	0	0
PLN	8	1	0.125	0.9614	0.5875	2	0.25	0.5125
SAX	143	23	0.1608	1.2367	0.8853	43	0.3007	1.2871
TUP	1	0	0	0	0	0	0	0

\*\*\*\*\*

17 TrackLast codes from file: StarterHistory Table

\*\*\*\*\*

## Dirt Routes – Odds Rank

By: Odds Rank

Rank	P/L	Bet	Roi	wins	Plays	Pct	Impact	AvgMut
1	-55.40	110.00	0.4964	12	55	.2182	1.6780	4.55
2	-16.80	112.00	0.8500	10	56	.1786	1.3734	9.52
3	21.60	114.00	1.1895	12	57	.2105	1.6191	11.30
4	47.60	104.00	1.4577	8	52	.1538	1.1832	18.95
5	47.60	110.00	1.4327	7	55	.1273	0.9788	22.51
6	-65.80	92.00	0.2848	1	46	.0217	0.1672	26.20
7	-59.80	82.00	0.2707	1	41	.0244	0.1876	22.20
8	3.80	56.00	1.0679	1	28	.0357	0.2747	59.80
9	73.80	38.00	2.9421	2	19	.1053	0.8096	55.90
10	26.60	26.00	2.0231	1	13	.0769	0.5916	52.60
11	-2.00	2.00	0.0000	0	1	.0000	0.0000	0.00



**The BEST Customer Service**  
**The BEST Cash-back Rates**  
**\$150 Sign-up bonus**

**Enter code HANA**

**BETPTC.com**  
*Racing's Best Kept Secret*

## Turf Sprints – Jockeys

\*\*\*\*\*

BY RIDER sorted by wins Run Date: 7/18/2018 2:29:56 PM

\*\*\*\*\*

UDM	PLAYS	WINS	WIN PCT	WIN IMPACT	WIN ROI	PLACES	PLACE PCT	PLACE ROI
*****	*****	*****	*****	*****	*****	*****	*****	*****
ROMAN EVIN A	19	4	0.2105	1.785	1.3947	10	0.5263	1.5105
PRAT FLAVIEN	15	3	0.2	1.696	0.8467	5	0.3333	0.6667
ESPINOZA VICTOR	7	3	0.4286	3.6345	1.7571	3	0.4286	0.9571
BAZE TYLER	19	2	0.1053	0.8929	0.6105	3	0.1579	0.4474
BEJARANO RAFAEL	15	2	0.1333	1.1304	0.7333	7	0.4667	1.18
TALAMO JOSEPH	12	2	0.1667	1.4136	2.2833	2	0.1667	0.8167
MALDONADO EDWIN A	9	2	0.2222	1.8843	2.3444	3	0.3333	1.7444
NAKATANI COREY S	4	2	0.5	4.24	1.65	2	0.5	0.925
PEDROZA MARTIN A	11	1	0.0909	0.7708	0.2636	1	0.0909	0.1545
GONZALEZ SANTIAGO	7	1	0.1429	1.2118	0.8	2	0.2857	2.2143
ARROYO JR NORBERTO	4	1	0.25	2.12	1.7	1	0.25	0.825
OCAMPO ISRAEL	4	1	0.25	2.12	2.575	1	0.25	1.375
FUENTES RUBEN	3	1	0.3333	2.8264	4.3	1	0.3333	1.8
PEREIRA TIAGO JOSUE	10	0	0	0	0	1	0.1	1.11
THERIOT JAMIE	8	0	0	0	0	1	0.125	0.2
GUTIERREZ MARIO	8	0	0	0	0	2	0.25	2.7
VAN DYKE DRAYDEN	8	0	0	0	0	0	0	0
ELLIOTT STEWART	7	0	0	0	0	0	0	0
STEVENS GARY L	7	0	0	0	0	0	0	0
DESORMEAUX KENT J	5	0	0	0	0	2	0.4	1
BLANC BRICE	3	0	0	0	0	0	0	0
WERNER LAURA	3	0	0	0	0	0	0	0
BEDNAR VINNIE	3	0	0	0	0	1	0.3333	3.2333
SUTHERLAND CHANTAL	3	0	0	0	0	0	0	0
FRANCO GEOVANNI	3	0	0	0	0	1	0.3333	1.0333
PENA BRAYAN	2	0	0	0	0	0	0	0
SMITH MIKE E	2	0	0	0	0	0	0	0
RISENHOOVER SASHA	2	0	0	0	0	0	0	0
GARCIA MARTIN	1	0	0	0	0	0	0	0
FREY KYLE	1	0	0	0	0	0	0	0
CHAVES MANUEL	1	0	0	0	0	0	0	0
VERGARA DANIEL P	1	0	0	0	0	1	1	7.6
OCHOA JUAN	1	0	0	0	0	0	0	0
FLORES DAVID ROMERO	1	0	0	0	0	0	0	0
DELGADILLO AGAPITO	1	0	0	0	0	0	0	0
GONZALEZ RICARDO	1	0	0	0	0	0	0	0
GOMEZ EULICES	1	0	0	0	0	0	0	0
*****	*****	*****	*****	*****	*****	*****	*****	*****

37 Riders from file: StarterHistory Table

\*\*\*\*\*



## Turf Sprints – Trainers

*****								
BY TRAINER sorted by wins					Run Date: 7/18/2018 2:30:23 PM			
*****								
UDM	PLAYS	WINS	WIN PCT	WIN IMPACT	WIN ROI	PLACES	PLACE PCT	PLACE ROI
*****								
MILLER PETER	16	2	0.125	1.06	1.0938	4	0.25	0.8438
GLATT MARK	13	2	0.1538	1.3042	0.8923	3	0.2308	0.7462
DAMATO PHILIP	9	2	0.2222	1.8843	0.8444	3	0.3333	1.1
BALTAS RICHARD	6	2	0.3333	2.8264	1.1	4	0.6667	1.1833
SADLER JOHN W	5	2	0.4	3.392	2.38	2	0.4	1.24
CASSIDY JAMES M	4	2	0.5	4.24	4.25	2	0.5	1.925
ONEILL DOUG F	13	1	0.0769	0.6521	0.2923	3	0.2308	1.8231
PUYPE MIKE	8	1	0.125	1.06	0.9875	2	0.25	0.65
CARAVA JACK	5	1	0.2	1.696	0.86	2	0.4	0.82
BELVOIR VANN	4	1	0.25	2.12	1.35	1	0.25	0.75
MCCARTHY SEAN	3	1	0.3333	2.8264	1.3	1	0.3333	0.6667
MATHIS ANDY	3	1	0.3333	2.8264	1.5333	1	0.3333	0.6667
SIERRA JAVIER JOSE	2	1	0.5	4.24	2.8	2	1	7.75
CERIN VLADIMIR	2	1	0.5	4.24	1.55	1	0.5	0.95
HEAP BLAKE R	2	1	0.5	4.24	3.15	1	0.5	1.45
KRULJAC IAN	2	1	0.5	4.24	3.4	1	0.5	1.65
DOLLASE CRAIG	1	1	1	8.48	17.5	1	1	7.3
SHERLOCK GARY	1	1	1	8.48	23.4	1	1	8.3
DESORMEAUX J KEITH	1	1	1	8.48	2.9	1	1	1.7
KORINER BRIAN J	6	0	0	0	0	3	0.5	1.05
KITCHINGMAN ADAM	6	0	0	0	0	0	0	0
FREEMAN EDWARD R	5	0	0	0	0	0	0	0
MULHALL KRISTIN	4	0	0	0	0	1	0.25	0.625
MANDELLA RICHARD E	4	0	0	0	0	0	0	0
SOUZA FELIPE N	4	0	0	0	0	0	0	0
STUTE GARY	3	0	0	0	0	2	0.6667	1.5667
GAINES CARLA	3	0	0	0	0	1	0.3333	0.7667
GARCIA ANTONIO	3	0	0	0	0	0	0	0
MCCARTHY MICHAEL W	3	0	0	0	0	0	0	0
PENDER MICHAEL	3	0	0	0	0	0	0	0
LANKFORD CHERYL	2	0	0	0	0	0	0	0
PALMA HECTOR O	2	0	0	0	0	0	0	0
BLACKER DAN	2	0	0	0	0	1	0.5	1.2
MCFARLANE DAN L	2	0	0	0	0	0	0	0
MANDELLA GARY	2	0	0	0	0	0	0	0
BLACK KENNETH D	2	0	0	0	0	0	0	0
TRUMAN EDDIE	2	0	0	0	0	1	0.5	1.5
HEADLEY GUS	2	0	0	0	0	0	0	0
CRAIGMYLE KEITH E	2	0	0	0	0	1	0.5	4.85
BROCKLEBANK JOHN	2	0	0	0	0	0	0	0
METZ JEFFREY	2	0	0	0	0	0	0	0
CALLAGHAN SIMON	2	0	0	0	0	0	0	0
MACHOWSKY MICHAEL	2	0	0	0	0	0	0	0
EURTON PETER	2	0	0	0	0	0	0	0
KEEN DALLAS E	2	0	0	0	0	0	0	0
KRULJAC J ERIC	2	0	0	0	0	0	0	0
LOPEZ JUAN CARLOS	1	0	0	0	0	0	0	0
RUIZ LORENZO	1	0	0	0	0	1	1	11.1
KNAPP STEVE	1	0	0	0	0	0	0	0
LUCAS ROBERT J	1	0	0	0	0	0	0	0
MCANALLY RONALD L	1	0	0	0	0	0	0	0
HANSON RYAN	1	0	0	0	0	0	0	0
GUTIERREZ JORGE	1	0	0	0	0	0	0	0
HERBERTSON ARI	1	0	0	0	0	0	0	0
MARTIN JOHN F	1	0	0	0	0	0	0	0
YAKTEEN TIM	1	0	0	0	0	0	0	0



## Turf Sprints – Sires

\*\*\*\*\*  
 BY SIRE sorted by wins Run Date: 7/18/2018 2:30:57 PM  
 \*\*\*\*\*

SIRE	PLAYS	WINS	WIN PCT	WIN IMPACT	WIN ROI	PLACES	PLACE PCT	PLACE ROI
TRIBAL RULE	15	2	0.1333	1.1304	0.7933	6	0.4	1.7333
UNUSUAL HEAT	10	2	0.2	1.696	1.42	4	0.4	1.9
GOOD JOURNEY	4	1	0.25	2.12	1.975	1	0.25	0.85
MORE THAN READY	4	1	0.25	2.12	1.075	2	0.5	1.025
FORESTRY	4	1	0.25	2.12	0.85	1	0.25	0.45
EQUIANO (FR)	4	1	0.25	2.12	0.95	2	0.5	0.875
KODIAC (GB)	3	1	0.3333	2.8264	4.3	1	0.3333	1.8
ESKENDEREYA	3	1	0.3333	2.8264	1.0333	2	0.6667	1
MAJESTIC WARRIOR	2	1	0.5	4.24	8.75	1	0.5	3.65
SILIC (FR)	2	1	0.5	4.24	2.3	1	0.5	1
SKY MESA	2	1	0.5	4.24	4.1	1	0.5	2.1
LANGFUHR	2	1	0.5	4.24	3.4	1	0.5	1.65
EXCHANGE RATE	2	1	0.5	4.24	1.8	1	0.5	0.75
LATENT HEAT	2	1	0.5	4.24	2.7	1	0.5	1.5
VIOLENCE	2	1	0.5	4.24	1.45	1	0.5	0.85
MUNNINGS	2	1	0.5	4.24	0.95	1	0.5	0.75
MUHAYMIN	2	1	0.5	4.24	1.55	1	0.5	0.95
TWIRLING CANDY	1	1	1	8.48	10	1	1	4.7
STREET BOSS	1	1	1	8.48	4	1	1	1.5
DISTORTED HUMOR	1	1	1	8.48	7.2	1	1	3.7
CURLIN	1	1	1	8.48	3.5	1	1	1.8
TIME TO GET EVEN	1	1	1	8.48	23.4	1	1	8.3
QUALITY ROAD	1	1	1	8.48	4.1	1	1	2.3
SQUARE EDDIE	7	0	0	0	0	2	0.2857	3.0857
STORMY ATLANTIC	5	0	0	0	0	0	0	0
MINISTERS WILD CAT	5	0	0	0	0	0	0	0
CITY ZIP	4	0	0	0	0	0	0	0
SAINT ANDDAN	4	0	0	0	0	0	0	0
CONGRATS	3	0	0	0	0	0	0	0
PURE PRIZE	3	0	0	0	0	1	0.3333	0.8333
VRONSKY	3	0	0	0	0	0	0	0
CYCLOTRON	3	0	0	0	0	0	0	0
ACCLAMATION	3	0	0	0	0	0	0	0
THE FACTOR	3	0	0	0	0	0	0	0
INTENSE FOCUS	3	0	0	0	0	2	0.6667	1.5667
KITTENS JOY	3	0	0	0	0	0	0	0
THORN SONG	3	0	0	0	0	1	0.3333	0.8
DECARCHY	3	0	0	0	0	0	0	0
HARD SPUN	2	0	0	0	0	1	0.5	1.85
INTO MISCHIEF	2	0	0	0	0	0	0	0
ZENSATIONAL	2	0	0	0	0	0	0	0
HAT TRICK (JPN)	2	0	0	0	0	1	0.5	1.8
PAPA CLEM	2	0	0	0	0	0	0	0
DWILDCAT	2	0	0	0	0	0	0	0
TAPIT	2	0	0	0	0	0	0	0
COWTOWN CAT	2	0	0	0	0	0	0	0
TALE OF EKATI	2	0	0	0	0	0	0	0
CANDY RIDE (ARG)	2	0	0	0	0	0	0	0
FIRST SAMURAI	2	0	0	0	0	0	0	0
ORDERLY	2	0	0	0	0	0	0	0
CAPE BLANCO (IRE)	2	0	0	0	0	0	0	0
MODIGLIANI	2	0	0	0	0	0	0	0
NORTH LIGHT (IRE)	1	0	0	0	0	0	0	0
WERBLIN	1	0	0	0	0	1	1	3.7
IN SUMMATION	1	0	0	0	0	0	0	0
LEROIDESANIMAU (BRZ)	1	0	0	0	0	0	0	0

## Turf Sprints – Last Track

\*\*\*\*\*  
 BY TRACKLAST sorted by Track Code Run Date: 7/18/2018 2:31:27 PM  
 \*\*\*\*\*

TRACKLAST	PLAYS	WINS	WIN PCT	WIN IMPACT	WIN ROI	PLACES	PLACE PCT	PLACE ROI
*****	*****	*****	*****	*****	*****	*****	*****	*****
CBY	1	0	0	0	0	0	0	0
CDX	2	0	0	0	0	0	0	0
DMR	75	8	0.1067	0.9048	0.4973	21	0.28	1.0813
GGX	9	1	0.1111	0.9421	0.4778	1	0.1111	0.2333
GPX	1	0	0	0	0	1	1	1.7
KEE	1	0	0	0	0	0	0	0
LRC	18	1	0.0556	0.4715	0.2167	3	0.1667	0.9333
LSX	1	0	0	0	0	0	0	0
PHA	1	0	0	0	0	0	0	0
PLN	1	0	0	0	0	0	0	0
SAX	72	11	0.1528	1.2957	1.4597	17	0.2361	0.9306
SRP	1	0	0	0	0	0	0	0
TUP	1	0	0	0	0	0	0	0
*****	*****	*****	*****	*****	*****	*****	*****	*****

13 TrackLast Codes from file: StarterHistory Table  
 \*\*\*\*\*

## Turf Sprints – Odds Rank

By: Odds Rank

Rank	P/L	Bet	Roi	Wins	Plays	Pct	Impact	AvgMut
1	-11.80	50.00	0.7640	6	25	.2400	2.0352	6.37
2	-13.00	50.00	0.7400	5	25	.2000	1.6960	7.40
3	-0.20	52.00	0.9962	5	26	.1923	1.6308	10.36
4	-17.20	48.00	0.6417	2	24	.0833	0.7067	15.40
5	0.00	50.00	1.0000	3	25	.1200	1.0176	16.67
6	79.60	48.00	2.6583	4	24	.1667	1.4133	31.90
7	-44.00	44.00	0.0000	0	22	.0000	0.0000	0.00
8	-42.00	42.00	0.0000	0	21	.0000	0.0000	0.00
9	-26.00	26.00	0.0000	0	13	.0000	0.0000	0.00
10	-8.00	8.00	0.0000	0	4	.0000	0.0000	0.00
11	-4.00	4.00	0.0000	0	2	.0000	0.0000	0.00
12	-2.00	2.00	0.0000	0	1	.0000	0.0000	0.00



## Turf Routes – Jockeys

\*\*\*\*\*  
 BY RIDER sorted by wins Run Date: 7/18/2018 2:33:33 PM  
 \*\*\*\*\*

UDM	PLAYS	WINS	WIN PCT	WIN IMPACT	WIN ROI	PLACES	PLACE PCT	PLACE ROI
*****	*****	*****	*****	*****	*****	*****	*****	*****
DESORMEAUX KENT J	52	12	0.2308	2.1865	1.1288	21	0.4038	1.0423
VAN DYKE DRAYDEN	60	11	0.1833	1.7365	0.9633	15	0.25	0.8833
BEJARANO RAFAEL	66	10	0.1515	1.4353	0.8652	16	0.2424	0.7288
PRAT FLAVIEN	65	9	0.1385	1.3121	0.8985	22	0.3385	0.8369
STEVENS GARY L	44	8	0.1818	1.7223	0.9205	12	0.2727	0.7159
BAZE TYLER	64	7	0.1094	1.0364	0.8453	16	0.25	0.9891
NAKATANI COREY S	39	5	0.1282	1.2145	0.6513	16	0.4103	1.3397
MALDONADO EDWIN A	24	5	0.2083	1.9734	1.4833	6	0.25	0.9333
PEREIRA TIAGO JOSUE	52	4	0.0769	0.7285	0.8481	8	0.1538	1.0058
TALAMO JOSEPH	46	4	0.087	0.8242	0.4696	13	0.2826	1.3152
GONZALEZ SANTIAGO	44	3	0.0682	0.6461	0.4	6	0.1364	0.3727
GUTIERREZ MARIO	25	3	0.12	1.1368	0.808	4	0.16	0.544
ROMAN EVIN A	61	2	0.0328	0.3107	0.1508	8	0.1311	0.4787
PEDROZA MARTIN A	26	2	0.0769	0.7285	0.8308	2	0.0769	0.3192
THERIOT JAMIE	18	2	0.1111	1.0525	1.5056	5	0.2778	1.4167
ELLIOTT STEWART	17	2	0.1176	1.1141	1.4412	4	0.2353	1.7647
ESPINOZA VICTOR	25	1	0.04	0.3789	0.228	2	0.08	0.296
OCAMPO ISRAEL	14	1	0.0714	0.6764	0.5857	1	0.0714	0.1857
PENA BRAYAN	11	1	0.0909	0.8612	0.9091	2	0.1818	1.9545
SOLIS AUSTIN B	7	1	0.1429	1.3538	1.4286	1	0.1429	0.6143
RISENHOOVER SASHA	2	1	0.5	4.7368	10	1	0.5	5.2
LEPAROUX JULIEN R	1	1	1	9.4737	7.6	1	1	3.3
BLANC BRICE	23	0	0	0	0	1	0.0435	0.1
ARROYO JR NORBERTO	15	0	0	0	0	2	0.1333	0.84
SMITH MIKE E	13	0	0	0	0	3	0.2308	0.5769
WERNER LAURA	11	0	0	0	0	0	0	0
PUGLISI IGNACIO	9	0	0	0	0	1	0.1111	0.4222
SUTHERLAND CHANTAL	9	0	0	0	0	0	0	0
FRANCO GEOVANNI	7	0	0	0	0	0	0	0
FREY KYLE	5	0	0	0	0	0	0	0
VERGARA DANIEL P	4	0	0	0	0	0	0	0
FLORES DAVID ROMERO	4	0	0	0	0	0	0	0
LINARES MODESTO	4	0	0	0	0	0	0	0
DELGADILLO AGAPITO	4	0	0	0	0	0	0	0
GARCIA MARTIN	4	0	0	0	0	0	0	0
ANTONGEORGI III WILL	3	0	0	0	0	0	0	0
FUENTES RUBEN	3	0	0	0	0	0	0	0
OCHOA JUAN	3	0	0	0	0	0	0	0
GONZALEZ RICARDO	3	0	0	0	0	0	0	0
GRYDER AARON T	2	0	0	0	0	0	0	0
MITCHELL GALLYN VICK	2	0	0	0	0	0	0	0
AMPARAN FRANCISCO	2	0	0	0	0	0	0	0
SORENSEN DANNY	1	0	0	0	0	0	0	0
HERNANDEZ EFRAIN	1	0	0	0	0	0	0	0
VERENZUELA JOSE L	1	0	0	0	0	0	0	0
OROZCO EDGAR	1	0	0	0	0	0	0	0
OROZCO IRVING	1	0	0	0	0	0	0	0
HERNANDEZ JR BRIAN J	1	0	0	0	0	1	1	2.1
JIMENEZ ALEX	1	0	0	0	0	0	0	0

\*\*\*\*\*  
 49 Riders from file: starterHistory Table  
 \*\*\*\*\*



## Turf Routes – Trainers

BY TRAINER sorted by wins					Run Date: 7/18/2018 2:33:59 PM			
UDM	PLAYS	WINS	WIN PCT	WIN IMPACT	WIN ROI	PLACES	PLACE PCT	PLACE ROI
BALTAS RICHARD	59	11	0.1864	1.7659	1.1305	21	0.3559	1.0754
DAMATO PHILIP	56	10	0.1786	1.692	0.8643	20	0.3571	0.9464
GLATT MARK	24	6	0.25	2.3684	1.6167	8	0.3333	0.9917
PROCTOR THOMAS F	13	6	0.4615	4.3721	1.6923	6	0.4615	0.9154
ONEILL DOUG F	35	3	0.0857	0.8119	0.6029	5	0.1429	0.5429
DRYSDALE NEIL D	23	3	0.1304	1.2354	0.887	6	0.2609	0.8261
CALLAGHAN SIMON	21	3	0.1429	1.3538	0.5619	4	0.1905	0.4571
SISE JR CLIFFORD W	10	3	0.3	2.8421	2.51	4	0.4	1.48
GALLAGHER PATRICK	27	2	0.0741	0.702	0.6444	3	0.1111	0.5037
MILLER PETER	23	2	0.087	0.8242	0.4696	6	0.2609	0.8609
MANDELLA RICHARD E	23	2	0.087	0.8242	0.2217	2	0.087	0.1435
DESORMEAUX J KEITH	18	2	0.1111	1.0525	0.3722	9	0.5	1.0167
YAKTEEN TIM	12	2	0.1667	1.5793	2.1667	3	0.25	1.2667
HANSEN SCOTT	11	2	0.1818	1.7223	0.9	2	0.1818	0.5091
ELLIS RONALD W	11	2	0.1818	1.7223	1.3364	2	0.1818	0.6636
PUYPE MIKE	9	2	0.2222	2.1051	4.5	3	0.3333	2.5889
CASSIDY JAMES M	33	1	0.0303	0.2871	0.1727	4	0.1212	0.4667
HOLLENDORFER JERRY	29	1	0.0345	0.3268	0.1483	5	0.1724	0.4172
CERIN VLADIMIR	16	1	0.0625	0.5921	0.3063	3	0.1875	0.5125
BLACKER DAN	15	1	0.0667	0.6319	0.3267	3	0.2	0.6333
PALMA HECTOR O	13	1	0.0769	0.7285	0.7692	2	0.1538	1.6538
KRULJAC J ERIC	12	1	0.0833	0.7892	0.8333	2	0.1667	0.6417
HESS JR ROBERT B	12	1	0.0833	0.7892	0.2	1	0.0833	0.1583
MCCARTHY MICHAEL W	11	1	0.0909	0.8612	0.8	3	0.2727	1.9182
EURTON PETER	11	1	0.0909	0.8612	0.4	4	0.3636	0.5727
MOREY WILLIAM E	10	1	0.1	0.9474	0.46	3	0.3	1.72
MCCANNA TIM	9	1	0.1111	1.0525	1.2667	3	0.3333	1.2778
MACHOWSKY MICHAEL	9	1	0.1111	1.0525	0.4667	3	0.3333	0.7889
KEEN DALLAS E	9	1	0.1111	1.0525	2.2222	1	0.1111	1.1556
SHIRREFFS JOHN A	8	1	0.125	1.1842	0.4	2	0.25	0.55
BLACK KENNETH D	7	1	0.1429	1.3538	0.5714	2	0.2857	0.7143
GAINES CARLA	6	1	0.1667	1.5793	0.7333	1	0.1667	0.4
CARAVA JACK	6	1	0.1667	1.5793	0.4833	1	0.1667	0.2667
TRUMAN EDDIE	6	1	0.1667	1.5793	3.8333	2	0.3333	2.1167
MCLEAN BILL	6	1	0.1667	1.5793	3	1	0.1667	0.85
PENDER MICHAEL	5	1	0.2	1.8947	0.98	2	0.4	2.62
MULHALL KRISTIN	5	1	0.2	1.8947	1.64	2	0.4	0.94
LEWIS CRAIG ANTHONY	5	1	0.2	1.8947	1	2	0.4	3.82
SPAWR WILLIAM	5	1	0.2	1.8947	0.66	2	0.4	0.94
FREEMAN EDWARD R	5	1	0.2	1.8947	0.78	2	0.4	1.16
BRINKERHOFF VAL	4	1	0.25	2.3684	2.85	1	0.25	0.925
HARTY EOIN G	4	1	0.25	2.3684	0.95	1	0.25	0.5
BELL II THOMAS RAY	4	1	0.25	2.3684	1.65	1	0.25	1.075
WARD WESLEY A	3	1	0.3333	3.1576	1.6333	1	0.3333	1
ALMEIDA G F	3	1	0.3333	3.1576	0.9333	1	0.3333	0.5667
CASSE MARK E	2	1	0.5	4.7368	3.8	1	0.5	1.65
MORENO JOSE ANTONIO	2	1	0.5	4.7368	2.25	1	0.5	1.05
TSAGALAKIS MARK D	1	1	1	9.4737	17.9	1	1	6.5
PEDERSON DEAN	1	1	1	9.4737	1.9	1	1	1.5
OLIVER VICTORIA H	1	1	1	9.4737	11.8	1	1	5.8
SADLER JOHN W	18	0	0	0	0	4	0.2222	0.9
MATHIS ANDY	13	0	0	0	0	0	0	0
LOBO PAULO H	11	0	0	0	0	1	0.0909	0.3182
PAPAPRODROMOU GEORGE	10	0	0	0	0	0	0	0
RUIS MICK	10	0	0	0	0	1	0.1	1.58
MULLINS JEFF	7	0	0	0	0	1	0.1429	0.3286

## Turf Routes – Sires

*****								
BY SIRE sorted by wins				Run Date: 7/18/2018 2:34:41 PM				
*****								
SIRE	PLAYS	WINS	WIN PCT	WIN IMPACT	WIN ROI	PLACES	PLACE PCT	PLACE ROI
*****								
UNUSUAL HEAT	42	7	0.1667	1.5793	0.8619	13	0.3095	1.0786
HARD SPUN	8	4	0.5	4.7368	2.0375	4	0.5	1.2125
WILBURN	5	4	0.8	7.5789	4.38	4	0.8	2.44
TALE OF THE CAT	9	3	0.3333	3.1576	2.3222	4	0.4444	1.3778
KITTENS JOY	17	2	0.1176	1.1141	0.5706	4	0.2353	1.6
ACCLAMATION	13	2	0.1538	1.4571	0.7462	3	0.2308	0.6462
GIANTS CAUSEWAY	12	2	0.1667	1.5793	1.3917	3	0.25	1.0333
SMART STRIKE	12	2	0.1667	1.5793	2.7167	3	0.25	1.5583
TEMPLE CITY	11	2	0.1818	1.7223	0.7091	3	0.2727	0.6182
WAR FRONT	10	2	0.2	1.8947	0.72	5	0.5	1.04
PAPA CLEM	10	2	0.2	1.8947	0.79	3	0.3	0.66
MIZZEN MAST	9	2	0.2222	2.1051	1.6667	3	0.3333	1.1333
STORMY ATLANTIC	8	2	0.25	2.3684	1.6375	4	0.5	2.8125
FIRST SAMURAI	8	2	0.25	2.3684	0.6875	2	0.25	0.4125
LUCKY PULPIT	6	2	0.3333	3.1576	6.5333	2	0.3333	2.4667
UNCLE MO	6	2	0.3333	3.1576	1.4333	3	0.5	1.1167
VIOLENCE	4	2	0.5	4.7368	2.2	2	0.5	1.125
BLUEGRASS CAT	3	2	0.6667	6.3161	5.4333	2	0.6667	2.7
DARK ANGEL (IRE)	2	2	1	9.4737	4.35	2	1	2
MEDAGLIA DORO	14	1	0.0714	0.6764	0.75	1	0.0714	0.2714
INTO MISCHIEF	12	1	0.0833	0.7892	0.55	3	0.25	0.65
CANDY RIDE (ARG)	10	1	0.1	0.9474	0.39	1	0.1	0.29
GOOD JOURNEY	10	1	0.1	0.9474	0.95	1	0.1	0.53
TRIBAL RULE	9	1	0.1111	1.0525	1.1111	2	0.2222	0.9444
CITY ZIP	9	1	0.1111	1.0525	0.5556	1	0.1111	0.3556
SIR PRANCEALOT (IRE)	8	1	0.125	1.1842	2.775	3	0.375	1.8625
GIO PONTI	8	1	0.125	1.1842	1.525	1	0.125	0.5625
ENGLISH CHANNEL	8	1	0.125	1.1842	0.6125	3	0.375	0.975
CONGRATS	7	1	0.1429	1.3538	0.5	1	0.1429	0.3
UNBRIDLED SONG	7	1	0.1429	1.3538	0.2857	1	0.1429	0.2
COLONEL JOHN	7	1	0.1429	1.3538	2.5714	1	0.1429	0.7286
ARTIE SCHILLER	6	1	0.1667	1.5793	0.7333	1	0.1667	0.4
TWIRLING CANDY	6	1	0.1667	1.5793	0.8167	2	0.3333	0.8667
ARCH	6	1	0.1667	1.5793	1.9	1	0.1667	0.6167
TAPIT	6	1	0.1667	1.5793	1.2667	1	0.1667	0.55
MIDNIGHT LUTE	5	1	0.2	1.8947	0.62	1	0.2	0.36
FIRST DEFENCE	5	1	0.2	1.8947	0.76	1	0.2	0.42
STREET CRY (IRE)	5	1	0.2	1.8947	2.54	1	0.2	1.16
AMERICAN	5	1	0.2	1.8947	2.04	2	0.4	1.42
QUALITY ROAD	4	1	0.25	2.3684	1.225	1	0.25	0.75
ARCHARCH	4	1	0.25	2.3684	4.475	1	0.25	1.625
SPEIGHTSTOWN	4	1	0.25	2.3684	0.375	2	0.5	1.4375
TIZNOW	4	1	0.25	2.3684	1.425	1	0.25	0.625
JEREMY	4	1	0.25	2.3684	1.275	1	0.25	0.65
ATTICUS	3	1	0.3333	3.1576	1.3667	1	0.3333	0.7333
ALGORITHMS	3	1	0.3333	3.1576	2.1	2	0.6667	1.9
U S RANGER	3	1	0.3333	3.1576	0.8333	1	0.3333	0.4333
SILENT NAME (JPN)	3	1	0.3333	3.1576	1.6333	1	0.3333	0.9
SPANIARD	3	1	0.3333	3.1576	1.6667	2	0.6667	6.3667
THORN SONG	3	1	0.3333	3.1576	1.4667	1	0.3333	0.8
A P WARRIOR	2	1	0.5	4.7368	2.25	1	0.5	1.35
VALE OF YORK (IRE)	2	1	0.5	4.7368	2.15	1	0.5	1.25
TWO STEP SALSA	2	1	0.5	4.7368	2.15	2	1	2.55
ANZIYAN ROYALTY	2	1	0.5	4.7368	3.8	1	0.5	2
SLEWS TIZNOW	2	1	0.5	4.7368	5	1	0.5	2.15
ELUSIVE QUALITY	2	1	0.5	4.7368	3.25	1	0.5	1.65

## Turf Routes – Last Track

\*\*\*\*\*  
 BY TRACKLAST sorted by Track Code Run Date: 7/18/2018 9:49:09 PM  
 \*\*\*\*\*

TRACKLAST	PLAYS	WINS	WIN PCT	WIN IMPACT	WIN ROI	PLACES	PLACE PCT	PLACE ROI
APX	1	0	0	0	0	0	0	0
ASC	1	0	0	0	0	0	0	0
BEL	14	3	0.2143	2.0302	0.8357	6	0.4286	1.0143
CBY	2	0	0	0	0	0	0	0
CDX	6	1	0.1667	1.5793	1.9667	1	0.1667	0.9667
CHW	1	0	0	0	0	0	0	0
CHY	1	0	0	0	0	0	0	0
CUR	2	0	0	0	0	0	0	0
DEL	1	1	1	9.4737	3.1	1	1	1.7
DMR	352	34	0.0966	0.9152	0.6145	71	0.2017	0.753
DUN	3	0	0	0	0	0	0	0
EMD	1	0	0	0	0	0	0	0
GGX	23	1	0.0435	0.4121	0.7826	3	0.1304	0.5174
GOW	1	0	0	0	0	0	0	0
GPX	9	0	0	0	0	1	0.1111	0.4111
HAR	1	0	0	0	0	0	0	0
IND	3	0	0	0	0	1	0.3333	0.7667
KEM	1	0	0	0	0	0	0	0
LIN	1	0	0	0	0	1	1	4.6
LRC	22	2	0.0909	0.8612	1.0364	2	0.0909	0.4182
LRL	4	2	0.5	4.7368	2.45	2	0.5	1.15
LSX	5	0	0	0	0	0	0	0
MTH	2	0	0	0	0	1	0.5	1.15
NAV	2	0	0	0	0	1	0.5	1
NCX	1	0	0	0	0	0	0	0
PHA	1	1	1	9.4737	3.3	1	1	2.1
PIM	1	0	0	0	0	0	0	0
PLN	6	0	0	0	0	0	0	0
SAL	1	0	0	0	0	0	0	0
SAR	2	1	0.5	4.7368	3.8	1	0.5	1.65
SAX	381	46	0.1207	1.1435	0.8144	89	0.2336	0.8648
SIX	1	0	0	0	0	0	0	0
SOU	1	0	0	0	0	0	0	0
SRX	5	0	0	0	0	2	0.4	1.24
TDN	2	1	0.5	4.7368	1.8	1	0.5	1
WDS	1	0	0	0	0	0	0	0
WOX	1	0	0	0	0	0	0	0

\*\*\*\*\*  
 37 TrackLast Codes from file: StarterHistory Table  
 \*\*\*\*\*

## Turf Routes – Odds Rank

By: odds Rank

Rank	P/L	Bet	Roi	wins	Plays	Pct	Impact	AvgMut
1	-59.20	202.00	0.7069	24	101	.2376	2.2512	5.95
2	26.80	184.00	1.1457	24	92	.2609	2.4714	8.78
3	-21.40	184.00	0.8837	16	92	.1739	1.6476	10.16
4	-35.40	194.00	0.8175	10	97	.1031	0.9767	15.86
5	-63.60	188.00	0.6617	6	94	.0638	0.6047	20.73
6	-8.40	182.00	0.9538	7	91	.0769	0.7287	24.80
7	-45.60	172.00	0.7349	4	86	.0465	0.4406	31.60
8	-95.20	158.00	0.3975	2	79	.0253	0.2398	31.40
9	-76.00	138.00	0.4493	1	69	.0145	0.1373	62.00
10	-62.00	108.00	0.4259	1	54	.0185	0.1754	46.00
11	-50.00	50.00	0.0000	0	25	.0000	0.0000	0.00
12	-26.00	26.00	0.0000	0	13	.0000	0.0000	0.00
13	-10.00	10.00	0.0000	0	5	.0000	0.0000	0.00
14	-4.00	4.00	0.0000	0	2	.0000	0.0000	0.00