

— THE BREEDERS' CUP PLAYER'S MUST-READ —

HORSE *PLAYER*

MONTHLY

BROUGHT TO YOU BY HORSEPLAYERS ASSOCIATION OF NORTH AMERICA

NOVEMBER 2017

CAPPING THE CUP!

Q&As with Top Handicappers, Race Previews & Stats!



PHOTO COURTESY: PENELOPE MILLER/AMERICA'S BEST RACING

Meadow: Are You *LOOKING* the Right Way?



In this issue:

Breeders' Cup Format/Wagering Menu – Page 1
Q & A's throughout the issue!
Meadow: Looking the Wrong Way? - Page 4
Tackling the Turf Mile – Page 5
OptixEQ takes on the Dirt Mile – Page 9
Keeneland Boycott Q & A w/Jeff Platt – Page 11
Juvenile Turf Preview – Page 14
Del Mar/Breeders' Cup Stats – Pages 7 & 33

The Horseplayer Monthly Breeders' Cup/November 2017 Issue

Welcome to the Breeders' Cup Issue

For this year's edition of the Breeders' Cup issue of Horseplayer Monthly, we've assembled a top-notch group of handicappers to answer some Q & A's, have Del Mar and Breeders' Cup stats, and some race previews. To start, here's the race order and betting menu!

Championships Race Order (All Times Pacific)

The first Championships race on Breeders' Cup Friday will be the \$1 million Breeders' Cup Juvenile Fillies Turf (2:25 p.m.) followed by the \$1 million Las Vegas Breeders' Cup Dirt Mile (3:05 p.m.); the \$1 million Breeders' Cup Juvenile Turf (3:50 p.m.); and the \$2 million Longines Breeders' Cup Distaff (4:35 p.m.).

Championship Saturday begins with three undercard races followed by the \$2 million 14 Hands Winery Breeders' Cup Juvenile Fillies (12:00 p.m.); the \$1 million Breeders' Cup Turf Sprint (12:37 p.m.); the \$1 million Breeders' Cup Filly & Mare Sprint (1:14 p.m.); the \$2 million Breeders' Cup Filly & Mare Turf (2:00 p.m.); the \$1.5 million TwinSpires Breeders' Cup Sprint (2:37 p.m.); the \$2 million Breeders' Cup Mile (3:19 p.m.); the \$2 million Sentient Jet Breeders' Cup Juvenile (3:58 p.m.); the \$4 million Longines Breeders' Cup Turf (4:37 p.m.) and the \$6 million Breeders' Cup Classic (5:35 p.m.).

Friday's Guaranteed Pools

Friday's card will open with a \$500,000 Pick 5 on Races 1-5. There will be a Pick 6 on Races 4-9 with a \$500,000 guarantee and an all Breeders' Cup Pick 4 on Races 6-9 with a \$1.5 million minimum guarantee.

Saturday's Guaranteed Pools

There will be a \$500,000 guaranteed Pick 5 on Races 1-5; an early all Breeders' Cup Pick 4 with a \$1 million guarantee on Races 5-8; a \$2 million guaranteed all Breeders' Cup Ultra Pick 6 on races 7-12 and a \$3 million guaranteed all Breeders' Cup Late Pick 4, Races 9-12.

Championships Race Order (All Times Pacific)

Friday, November 3

Race 1 11:25 AM WPS, EX, TRI, SUPER, PICK 3, DD, PICK 5
Race 2 12:00 PM WPS, EX, TRI, SUPER, PICK 3, DD
Race 3 12:35 PM WPS, EX, TRI, SUPER, PICK 3, DD, PICK 4

Race 4 1:10 PM WPS, EX, TRI, SUPER, PICK 3, DD, PICK 6
Race 5 1:45 PM WPS, EX, TRI, SUPER, PICK 3, DD
Race 6 2:25 PM, WPS, EX, TRI, SUPER, PICK 3, DD, PICK 4
Race 7 3:05 PM, WPS, EX, TRI, SUPER, PICK 3, DD, PICK 4
Race 8 3:50 PM, WPS, EX, TRI, SUPER, PICK 3, DD
Race 9 4:35 PM, WPS, EX, TRI, SUPER, Distaff/Classic double, DD, SupHi 5
Race 10 5:17 PM, WPS, EX, TRI, SUPER

Saturday, November 4

Race 1 10:10 AM, WPS, EX, TRI, SUPER, PICK 3, DD, PICK 5
Race 2 10:45 AM, WPS, EX, TRI, SUPER, PICK 3, DD, PICK 4
Race 3 11:20 AM, WPS, EX, TRI, SUPER, PICK 3, DD
Race 4 12:00 PM, WPS, EX, TRI, SUPER, PICK 3, DD
Race 5 12:37 PM, WPS, EX, TRI, SUPER, PICK 3, DD, PICK 4
Race 6 1:14 PM, WPS, EX, TRI, SUPER, PICK 3, DD
Race 7 2:00 PM, WPS, EX, TRI, SUPER, PICK 3, DD, PICK 6
Race 8 2:37 PM, WPS, EX, TRI, SUPER, PICK 3, DD
Race 9 3:19 PM, WPS, EX, TRI, SUPER, PICK 3, DD, PICK 4
Race 10 3:58 PM, WPS, EX, TRI, SUPER, PICK 3, DD
Race 11 4:37 PM, WPS, EX, TRI, SUPER, DD
Race 12 5:35 PM, WPS, EX, TRI, SUPER, SupHi 5

ALL POST-TIMES ARE PACIFIC DAYLIGHT TIME

BOLD are Breeders' Cup World Championships races

- Friday's Pick 6, Pick 5 and Super Hi 5 may carryover from Friday to Saturday.
- **Saturday's Pick 6, Pick 5 and Super Hi 5 may carryover from Saturday to Sunday.**
- Special Distaff/Classic Daily Double on Friday race 9 and Saturday race 12
- The race order for all thirteen Championship races will be set on October 25th.
- Guaranteed pool levels will be announced on October 25th.

BET MINIMUMS

\$2.00 - WIN, PLACE, SHOW, DAILY DOUBLE, PICK 6
\$1.00 - EXACTA, DISTAFF/CLASSIC DAILY DOUBLE
\$.50 - TRIFECTA, PICK 3, PICK 4, PICK 5, SUPER Hi 5
\$.10 - SUPERFECTA

(press release)

Breeders' Cup Q & A with...

[Craig Milkowski, TimeformUS](#)

Q: This is the first Breeders' Cup at Del Mar. How are you expecting the main track and the turf course to play?

A: The summer meet featured a slow dirt track by Southern California standards, and Santa Anita has been even slower. I suspect we'll get more of the same for the Breeders' Cup. I'm not going in expecting any biases. Turf will be fast but fair if I had to predict it now.

Q: With the new venue comes some race condition changes (Filly & Mare Turf at 1 1/8 miles, 14 horses in the Dirt Mile, etc.) - do you pay extra attention to these things?

A: Distance is always a consideration for me. The ones that stick out are the aforementioned Filly & Mare Turf and the Turf Sprint, which will be run at only five furlongs. The Dirt Mile will feature a long run up but it is still a relatively short run to the first turn. Only 10 entered so it shouldn't be a huge factor. Fourteen would have been problematic.

Q: How do you see the Juvenile Fillies shaping up given the wide-open nature of the field?

A: I think the pace will almost assuredly be fast. Two-year-olds haven't learned to rate as well as older horses yet and many of these are lightly-raced. I'll be focusing on the two fillies with the best TimeformUS Speed Figures since both figure to be a price...Princess Warrior and Caledonia Road.



Join with promo code HANA

Q: The Juvenile Turf had 27 pre-entrants. How will you be playing it?

A: Luckily I waited to answer this until the field was finalized! I'm leaning towards Mendelssohn and Masar,

but I'll be waiting to read the thoughts of Timeform's Jamie Lynch on all the shippers from Europe. I'm not as enamored with the American horses in this one as I am in some other turf races.

Q: Can Oscar Performance or any of the North American contenders beat the European raiders in the Turf?

A: I was really impressed with Beach Patrol last out and think he is the one to beat. Ulysses is the top shipper in my opinion but I've always done well being leery of those not getting Lasix.

Q: Who is the favorite you're taking a stand against?

A: Mor Spirit. I have to take a shot against him off a five-month layoff even with Bob Baffert doing the training.



Mike is against Mor Spirit, shown here winning the Metropolitan Handicap on Belmont Stakes day - *photo by [Penelope P. Miller, America's Best Racing](#)*

Q: Who is the horse you're most excited to bet?

A: Best Performance in the Juvenile Filly Turf. I love how she closed well into a slow pace despite being wide on both turns

Q: Classic: Gun Runner, a Baffert (which one), or someone else?

A: At this point in time I'm leaning towards West Coast. I think he is on the same level as the older horses and will be a better price.

Horseplayer Alert! – On Friday, November 3rd and Saturday, November 4th, [CharitableWager.com](#) will conduct the next edition of a "Winner Gives All" handicapping contest coinciding with the two-day [Breeders' Cup Championships](#) to be run at Del Mar. Contest submissions are now being accepted [here](#).

NYRA BETS

BREEDERS' CUP SPECIAL OFFER

EARN UP TO
\$1,000

(10% Rebate on all
Breeders' Cup bets)

NEW
MEMBERS
ONLY

[NYRABets.com](https://www.nyrabets.com)



See site for full details

Looking the Wrong Way?

By Barry Meadow

Whether you read an analysis on a typical handicapping site, or watch handicappers on television, you note one similarity--almost everybody is trying to pick the winner. Or maybe the three most likely winners to use in a pick 4. Rarely does anybody say, "I like this horse to win at 5-1 or higher only."

And yet that's what you have to do to succeed—bet in such a way that you're overcoming the takeout, playing only those horses or combinations that offer value.

Many times, I've handicapped a super high 5 carryover only to discover that I had no way to make any money from my handicapping. I liked the two favorites best, gave five others some chance to complete the pentafecta, and threw out three dull longshots. And what did I have? Absolutely nothing that could help me. Despite the carryover, I usually wouldn't play such a race, though occasionally I would play anyway (boredom? stupidity?) to a regretful ending. Same with pick 4's and pick 5's and pick 6's—if all I liked were the obvious horses, where was my edge?

Since betting every favorite loses the track take—and so does betting every fifth choice—there is no particular reason to try to pick the winner. Usually, the horse will lose. And when he wins, he won't pay enough to overcome the track take. Same with combinations of the obvious.

The problem, of course, is the takeout. It seems to be forever climbing, most recently at Keeneland. The higher it climbs, the lower our chances to win. If we're not getting rebates, things are getting increasingly dismal. If we are getting rebates, we may not care as much, but things are still getting worse—our sources of funds (the other players) are running out of money more quickly.

To overcome this, we have to look for two types of horses:

1. Those who are likely to be overbet to key against
2. Those who are likely to be underbet to key on

The overbet group includes the horse who had trouble last out (everyone on the planet has seen it and has made him a horse to watch), the horse who had a perfect trip last time out (or maybe his last two or three starts), the horse with the giant last figure, the most popular trainer-jockey combinations, the horse who's 7-for-14. In other words, anything that's obvious to everyone. Certainly the horse with the top speed and pace ratings is not going to be 12-1. Many factors have strong impact values (they win more than their fair share of races), but they don't pay much. Stringing them together won't get you much.

Not that we can start playing longshots willy-nilly. After

all, the top two favorites win more than half the races, and the top four choices normally hit 80% and higher. If you bet every 8-5 shot you're going to lose the track take—but if you bet every 8-1 shot, you're still going to lose the track take.

Ideally, we'll find a horse or horses to play against, as well as a decent-priced horse or group of horses to play on.

To hit the big ones, you'll have to use some imagination. But that doesn't mean you should start playing random prices and hope to get lucky. No, you're going to look for factors that the public often overlooks—but factors that still make sense.



Improvement is often the key to longshot success. Let's say the favorites have run somewhere around 79 in their recent starts, and our boy hasn't exceeded 70. The fans go elsewhere. But maybe there are reasons that our guy might improve enough to win:

- Trainer change. Previously, he was in the hands of Nobody Special, but he's been claimed by Super Trainer. Maybe the new trainer won't improve the horse at all, but maybe he will—by a lot.
- Pedigree edge. The horse only started twice and did nothing, but his pedigree says he might be a runner. This is especially potent for first-time turf horses, and sprinters stretching out.
- Improved workouts. The horse show works of 49.2, 49.3, 48.4, and suddenly throws in a 46.3. Getting better?
- Freshened up. This horse got stale, then took 30-60 days off, and comes back with a steady series of long workouts. His vacation is short enough that he never left training due to injury, and he may be rejuvenated.
- Blinkers off. Blinkers on usually isn't a big plus, since blinkers are usually added because the horse's attention has been wandering, which is never good in competitive sports. But when a trainer takes blinkers off a horse who had previously worn them, he's telling you that the horse may not need them anymore.

(continued on next page)

- Winning back numbers. The horse ran numbers five months ago that would win today's race, and his last effort (even with a mediocre final number) showed he's circling back to form.
- Good early speed/pace numbers. The horse has been stopping and finishing unplaced, but an early speedster is always a threat if he can control the pace. Is he in with a group today where he might do that? Or can he sit second or third behind a nondescript front runner, then inherit the lead late to upset?
- Good late pace numbers if it's a turf race. This horse can finish, but he's been stuck on dirt, or stuck behind slow paces on turf. If he gets in with a grass group that figures to set an honest pace, he might show what he can do today.
- Likely pace meltdown. In this case, a horse with mediocre numbers finds the ideal scenario—a probable big pace battle leaving the best horses as casualties, and our minding-his-own-business-in-midpack equine as the likely beneficiary.
- Shipper. Everybody loves the local heroes, and figures the out-of-towners didn't beat much. At the Breeders' Cup, the Europeans with big overseas wins will get bet, but maybe the horse who's been finishing mid-pack will be overlooked.

Longshots are most likely to win if the favorites appear vulnerable—no edge on numbers, a closing running style on dirt, a mediocre trainer, a 2-for-34 record. In fact, if the 3-2 favorite looks like the kind of horse who should be 4-1, it's just about mandatory that you play. That 10-1 shot maybe should be closer to 6-1, and just might do the job.

About the author - Barry Meadow is the author of Money Secrets At The Racetrack. For seven years, he published the newsletter Meadow's Racing Monthly. In 2014, he won the first-ever Ron Rippey Award for handicapping media. His newly revised website, trpublishing.com, features a number of free handicapping articles. To be notified about his upcoming book The Skeptical Handicapper, send an e-mail to barry@trpublishing.com requesting to be on his mailing list.



Breeders' Cup Turf Mile Preview

By [Cangamble](#)

The first thing I do when handicapping a race is put down speed figures. I don't look at the names of the horses as I try to stay clear of everything subjective.

It isn't unusual to have a couple of horses tied for first on speed figures in big fields before I start looking at other handicapping factors.

Well, this year, I have to really focus in on handicapping factors because I have five horses tied for first on speed figs and the rest of the field, except for one horse, is within four lengths of each other.

My first instinct when this kind of thing happens is to pitch the top two program choices from at least the top two positions on all tickets. So, if either World Appeal or Ribchester fire on Saturday, I'm not cashing.

It is a long-term game, and you just don't get value going with the public in a mud against the wall type of race.

Ribchester was one of my top five, which means I'm down to four horses to deal with:

1) Midnight Storm: He is definitely going to benefit from the rail. Because of his speed, he has the shortest trip of anyone in the field. He loves the mile distance as well. Coming off a longer dirt race means he'll most likely have tactical speed and won't require the lead.

2) Heart To Heart: He likes this distance as well. Will Midnight Storm give up the rail to him? I'm leaning against it, but he looks like he'll be the horse to catch. He may peaked last race and needs at least a double top to finish first.

4) Lancaster Bomber: Has the 6th top figure. Whatever happened to him last time doesn't matter; Aiden O'Brien wouldn't have put him in this one if the talent wasn't there. He is usable in trifectas and superfectas on the bottom at a big price. The post makes him a contender.

7) Om: Another horse who likes the mile distance, however, he is winless in two years. He doesn't always get the perfect trip. Beware if he does. He was only beaten a nose in last year's Sprint.

11) Ballagh Rocks: Looks like a horse who is going to peak on Saturday. Last race he didn't have a comfortable stretch run with horses on each side. The post position is a major concern here. He'll be flying at the end, so he needs a perfect trip, not too wide around every turn and no checking.

Superfecta ticket 1.11 with 1.2.7.11 with 1.2.4.7.11 with 1.2.4.6.7.8.9.10.11.13 May the trip be with you.

Breeders' Cup Q & A with...

Candice Hare, TVG

Q: This is the first Breeders' Cup at Del Mar. How are you expecting the main track and the turf course to play?

A: I expect the track to play fairly similarly to how it did during the fall meet. I hear lots of folks talking about the weather, tide, humidity, etc. but I think that was more of a factor at Del Mar before and during the synthetic era. The dirt surface was very testing, which did lend itself to favor horses with experience over the surface and some closers. With the widened turf track having created tighter turns, I expect it to favor leaders because it's extremely difficult to find the peak of your run around a tight turn without being thrown out wide like a slingshot -- it's a phenomenon seen on the regular when the rails are out at Happy Valley in Hong Kong.

Q: With the new venue comes some race condition changes (Filly & Mare Turf at 1 1/8 miles, 14 horses in the Dirt Mile, etc.) - do you pay extra attention to these things?

A: I don't pay a ton of attention to field size differences, but the distance changes to both the Turf Sprint and Filly & Mare Turf are massive with both decreases in distances allowing for many more potential winners than would be the case at their distances in recent years.

Q: How do you see the Juvenile Fillies shaping up given the wide-open nature of the field?

A: There's so much speed in that race, which I suppose is what you'd expect in large fields of juveniles regardless, but I'll be looking to use several off the pace types. Caledonia Road appeals having showed she has a long closing kick in the Frizette and even a horse like Stainless could figure at a price switching back to the dirt after showing she thrives when she gets a pace to run at in the Jessamine.

Q: The Juvenile Turf had 27 pre-entrants. How will you be playing it?

A: Unlike the dirt version of this race, I don't see a whole lot of speed in this race and I think with Euros like Mendelssohn who boast lofty price tags & pedigrees (\$3 million half-brother to Beholder and Into Mischief) you're going to find value among the US runners. Don't get me wrong, I think Mendelssohn as bucket-loads of potential, but he's a sizable individual who I believe needs time to grow into himself and show his best. With that in mind, I find myself leaning towards Snapper Sinclair, who has done absolutely nothing wrong in his two turf debuts. A mile might be the furthest he wants from a distance

perspective, but he saw out seven furlongs just fine, has speed, and could get an easy time of things out front.

Q: Can Oscar Performance or any of the North American contenders beat the European raiders in the Turf?

A: I'd be very surprised if a European runner didn't win this race. Highland Reel will appreciate the course configuration, has been campaigned as if this were the ultimate goal all along & exits the highest rated race of the year in Europe (Cracksman in that race rated higher than any of Enable's performances). I'm more wary of Ulysses who would've surely had BC Turf in his plans from the start of the season, as well, but had many changes to what were scheduled races for him in the past few months, but on class he's obviously still in the mix although likely at an underlaid price. Of the US runners, I'd be using Beach Patrol underneath. It's taken him all the way until his Arlington Million win to earn my respect, but he's done it and his versatility pace-wise will help in this field.

Q: Who is the favorite you're taking a stand against?

A: Ribchester. He's had an extremely tough year and while he's for the most part exceeded expectations, I'd say a straight, soft ground mile at the end of an already difficult campaign isn't an ideal prep for this. There was also a lot of indecision from connections from whether he'd run here or in the Mile Championship in Japan where he had a big bonus on offer had he won that race. Had he been at his very best, I think he would've been sent to Japan and him showing up here reeks of looking for the easiest spot to nab a G1 win abroad after he failed to do so in Dubai. Admittedly, it's a weak edition of the race, but I'd still look elsewhere.

Q: Who is the horse you're most excited to bet?

A: For me it wouldn't be an actual win bet, but I'm excited to play the Filly & Mare Sprint in horizontal wagers because I'm very much against Unique Bella at her likely odds, and I think that will only be heightened in those sequences where she'll be a single for many. Clearly she has ability, but she also has some bad habits that good fields can expose and I believe people are betting her based off of her potential and not what she's actually done on the racetrack to date. Horses I'll be including will be Skye Diamonds who is proven over a variety of distances, seven furlong specialist By The Moon and Constellation first-time Baffert. It's a fascinating race.

Q: Classic: Gun Runner, a Baffert (which one), or someone else?

A: Gun Runner has been fantastic this year, but I've thought since he was 3yo that he didn't see out a truly run 10f race so I have to stick to my guns despite his obvious class here. The Arrogate of last year probably wins this, but his lack of early foot is a tremendous concern that is even more of an issue considering he drew inside -- although his massive stamina edge over this field likely sees him hitting the board regardless. To win though, I'm siding with West Coast. He has the speed to be forwardly placed alongside the likes of Collected and Gun Runner, but I don't doubt his stamina like I do with the both of them. He's been tremendous since May and Baffert winning this race with a 3-year-old has become routine.

2017 Del Mar Runstyle/Rail Position Stats

DIRT SPRINTS

By: Running Style

Value	P/L	Bet	Roi	Wins	Plays	Pct	Impact	
0	-28.20	538.00	0.9476	34	269	.1264	1.0527	E
15	-118.40	192.00	0.3833	12	96	.1250	1.0411	EP
30	-2.00	136.00	0.9853	12	68	.1765	1.4698	P
45	-53.60	282.00	0.8099	22	141	.1560	1.2995	PS
60	-119.40	534.00	0.7764	32	267	.1199	0.9982	S
75	-44.20	112.00	0.6054	4	56	.0714	0.5949	SS
90	-152.80	588.00	0.7401	27	294	.0918	0.7649	U

By: Rail Position

Rail Pos	P/L	Bet	Roi	Wins	Plays	Pct	Impact
1	-171.20	286.00	0.4014	13	143	.0909	0.7572
2	-49.60	286.00	0.8266	18	143	.1259	1.0484
3	88.20	286.00	1.3084	20	143	.1399	1.1648
4	24.40	286.00	1.0853	19	143	.1329	1.1066
5	-64.60	284.00	0.7725	18	142	.1268	1.0557
6	-101.20	268.00	0.6224	12	134	.0896	0.7459
7	-47.40	232.00	0.7957	14	116	.1207	1.0052
8	-58.40	194.00	0.6990	14	97	.1443	1.2021
9	-51.60	150.00	0.6560	11	75	.1467	1.2215
10	-64.80	78.00	0.1692	3	39	.0769	0.6407
11	-10.40	20.00	0.4800	1	10	.1000	0.8329
12	-12.00	12.00	0.0000	0	6	.0000	0.0000

DIRT ROUTES

By: Running Style

Value	P/L	Bet	Roi	Wins	Plays	Pct	Impact	
0	-19.60	124.00	0.8419	9	62	.1452	1.1164	E
15	16.60	56.00	1.2964	5	28	.1786	1.3734	EP
30	28.80	52.00	1.5538	2	26	.0769	0.5916	P
45	-56.60	194.00	0.7082	13	97	.1340	1.0307	PS
60	-20.20	290.00	0.9303	17	145	.1172	0.9017	S
75	26.60	106.00	1.2509	7	53	.1321	1.0158	SS
90	45.60	24.00	2.9000	2	12	.1667	1.2818	U

By: Rail Position

Rail Pos	P/L	Bet	Roi	Wins	Plays	Pct	Impact
1	-15.40	110.00	0.8600	7	55	.1273	0.9788
2	-11.40	110.00	0.8964	7	55	.1273	0.9788
3	-48.00	110.00	0.5636	4	55	.0727	0.5593
4	37.60	110.00	1.3418	10	55	.1818	1.3983
5	-0.20	108.00	0.9981	8	54	.1481	1.1394
6	-6.20	94.00	0.9340	8	47	.1702	1.3091
7	21.00	82.00	1.2561	5	41	.1220	0.9379
8	33.20	56.00	1.5929	3	28	.1071	0.8240
9	32.60	38.00	1.8579	2	19	.1053	0.8096
10	-26.00	26.00	0.0000	0	13	.0000	0.0000
11	4.00	2.00	3.0000	1	1	1.0000	7.6909

TURF SPRINTS

By: Running Style

Value	P/L	Bet	Roi	Wins	Plays	Pct	Impact	
0	-36.80	114.00	0.6772	5	57	.0877	0.7439	E
15	-17.00	44.00	0.6136	3	22	.1364	1.1564	EP
30	18.20	26.00	1.7000	4	13	.3077	2.6092	P
45	18.60	64.00	1.2906	3	32	.0938	0.7950	PS
60	-39.80	110.00	0.6382	6	55	.1091	0.9251	S
75	-10.00	10.00	0.0000	0	5	.0000	0.0000	SS
90	-21.80	56.00	0.6107	4	28	.1429	1.2114	U

By: Rail Position

Rail Pos	P/L	Bet	Roi	Wins	Plays	Pct	Impact
1	10.40	50.00	1.2080	5	25	.2000	1.6960
2	23.20	50.00	1.4640	7	25	.2800	2.3744
3	-10.20	50.00	0.7960	3	25	.1200	1.0176
4	-50.00	50.00	0.0000	0	25	.0000	0.0000
5	-15.40	50.00	0.6920	3	25	.1200	1.0176
6	4.60	46.00	1.1000	2	23	.0870	0.7374
7	-37.40	46.00	0.1870	1	23	.0435	0.3687
8	-8.00	42.00	0.8095	2	21	.0952	0.8076
9	-12.40	26.00	0.5231	1	13	.0769	0.6523
10	12.60	8.00	2.5750	1	4	.2500	2.1200
11	-4.00	4.00	0.0000	0	2	.0000	0.0000
12	-2.00	2.00	0.0000	0	1	.0000	0.0000

TURF ROUTES

By: Running Style

Value	P/L	Bet	Roi	Wins	Plays	Pct	Impact	
0	20.40	236.00	1.0864	15	118	.1271	1.2043	E
15	-22.20	74.00	0.7000	3	37	.0811	0.7681	EP
30	14.60	74.00	1.1973	5	37	.1351	1.2802	P
45	-132.40	404.00	0.6723	27	202	.1337	1.2663	PS
60	-192.40	562.00	0.6577	27	281	.0961	0.9103	S
75	-97.40	296.00	0.6709	16	148	.1081	1.0242	SS
90	-120.60	154.00	0.2169	2	77	.0260	0.2461	U

By: Rail Position

Rail Pos	P/L	Bet	Roi	Wins	Plays	Pct	Impact
1	-48.20	190.00	0.7463	11	95	.1158	1.0970
2	-39.40	190.00	0.7926	11	95	.1158	1.0970
3	-91.80	190.00	0.5168	12	95	.1263	1.1967
4	-45.00	190.00	0.7632	12	95	.1263	1.1967
5	-90.00	190.00	0.5263	9	95	.0947	0.8975
6	-49.40	182.00	0.7286	12	91	.1319	1.2493
7	-56.20	172.00	0.6733	7	86	.0814	0.7711
8	-17.40	160.00	0.8913	7	80	.0875	0.8289
9	-53.20	138.00	0.6145	4	69	.0580	0.5492
10	-51.80	108.00	0.5204	4	54	.0741	0.7018
11	-1.20	50.00	0.9760	2	25	.0800	0.7579
12	18.20	26.00	1.7000	3	13	.2308	2.1862
13	-0.60	10.00	0.9400	1	5	.2000	1.8947
14	-4.00	4.00	0.0000	0	2	.0000	0.0000

BREEDERS' CUP STATS AVAILABLE ON THE BACK PAGE, STARTING ON PAGE 33

Previewing the Breeders' Cup Dirt Mile

By [Emily Gullikson](#), [OptixEQ](#)

This is an interesting race, and from a gambling perspective, is one worth taking a look at. The first and second choices on the morning line, MOR SPIRIT and SHARP AZTECA, both have similar running styles, and along with others project to be on legit early contentious pace. Last time these two met in the Metropolitan Handicap at Belmont, they were able to set a soft/average pace without others involved early. That day, OptixPLOT was labeled snowflake with a 15 speed rating, compared with this setup of sun/warm and speed rating of 50. Should the race start to slow late, the pace setters, and top betting choices could be vulnerable.

#1 IRON FIST (SPREAD/UNDERNEATH) name aside, he is not a horse you can fall in love with in this spot. He has some things going for him. He is in form and the trip looks ideal. He is behind the others in class. While he needs things to really work in his favor for the win, he is not too far out of it.

#2 GIANT EXPECTATIONS (VALUE/UNDERNEATH) is similar to IRON FIST in that he is soft on class; and needs things to unfold perfectly in front of him to get this win. His history of bad behavior at the gate cannot be ignored and is a potential liability. This is the type of pace (contention/warm) scenario is where he has had the most success. He is not a horse that looks like he has been pointing to this race, and it's questionable what exactly he wants to do in terms of distance. The connections are rightfully taking their shot here.



#3 SHARP AZTECA (SOFT) as previously mentioned is going to have to deal with a pace scenario that looks very taxing. I looked back over his past OptixPLOTS and RESULTS to see what kind of contention he has met in the past and with what kind of success. Most of his races were under light contention and speed rating. For reference both the Malibu (sun/speed rating 22) and Woody Stephens (sun/speed rating 33) were run under conditions similar to this race. Of course the question of a two-turn mile at this level of competition must be asked, and I am not completely sold. I was not thrilled with his visuals in the

most recent local work. He was very warm and under encouragement not finishing up the way I would like to see in a horse coming into this type of race. Although it's worth noting that he looked fine jogging the next day.

#4 GATO DEL ORO (BELOW) figures as another part of the pace picture, and while this 3-year-old has ability, is under a very stiff test in this spot.

#5 AWESOME SLEW (VALUE/KEY) OptixNOTES pegged early on as a horse ideally suited to one turn. Looking at the overall picture of this race, the race shape could play similarly to a one turn mile. There is a lot of GREEN (positive ROI) in the OptixNOTES. He maintains good form and has a chance to make some noise in the outcome.

#6 MOR SPIRIT (CONTENDER/SPREAD) based on his recent form projects to be forwardly placed. While he is likely to be near the lead at the first call, he does not necessarily need the lead. As stated with the amount of contention, he does have some stamina, which will be necessary. His most recent string of workouts have been from the gate, and according to Baffert, he is a lazy type that gets the most out of his morning drills when working from the gate. Admittedly, this is a horse I have not always been a fan of. That aside, and trusting the data, he is a contender - though not one I would have confidence in singling.

#7 CUPID (SPREAD) is a plodder. He reminds me of Hoppertunity in the way he is able to get himself into good trips, and then let it come down to if he is good enough. He is not the type of horse that you can have a lot of trust in, but could knock you out of a sequence.

#8 ACCELERATE (CONTENDER/NO VALUE) while many horses will be "taking a shot," he is proven at the two-turn mile distance and has an affinity for Del Mar. While he is labeled a contender, the morning line looks a bit short and I would monitor the live odds.

#9 BATTLE OF MIDWAY (VALUE) This 3-year-old does possess natural speed, but is not a one-way speed horse. This outside draw looks beneficial. He should be able to use his natural speed and avoid getting caught too wide early, and settle into a tracking trip. This distance looks right up his alley. His recent race pattern tips the hand using a slight cutback following a nine furlong race. He looks pointed and ready coming into this race off a 40-day layoff. He does need to make a slight move forward and prove that he is good enough, but at a square price is one I will be using.

#10 PRACTICAL JOKE (VALUE) he would be labeled contender, but with this outside post and run style. I had to re-evaluate. He is similar to AWESOME SLEW as far as configuration preference; respectfully, he has a touch more class.

(continued on next page)

Emily's Breeders' Cup Q & A

Q: This is the first Breeders' Cup at Del Mar. How are you expecting the main track and the turf course to play?

A: I will watch the first couple days and monitor if there are any noticeable patterns or trends. Other than that, I will expect both surfaces to play similar to how it has in the past. I think it is important to adjust if necessary, but resist being too reactionary to chatter on surface bias.



Q: With the new venue comes some race condition changes (Filly & Mare Turf at 1 1/8 miles, 14 horses in the Dirt Mile, etc.) - do you pay extra attention to these things?

A: I stick to evaluating the individual horses. I am focused on how each horse handles that specific distance, or how the full field will shake out with pace in relation to draw.

Q: How do you see the Juvenile Fillies shaping up given the wide-open nature of the field?

A: It is a full field, but I do not necessarily see it as wide-open. From a win end perspective, I think there are a couple fillies that are legit contenders, and contrary some that are "tosses." From a wagering perspective there are a couple fillies that could get overlooked and produce some value, and some chaos that could happen in those underneath exotic spots.

Q: The Juvenile Turf had 27 pre-entrants. How will you be playing it?

A: Despite the full-field nature of this race, the past results have been rather "logical" from wagering standpoint. Looking back at the last few years, the winner was one of

the top five wagering choices, and the actual betting favorite has a good record of on-the-board finishes in this race. There is a strong contingent of foreign horses that look legit this year.

Q: Can Oscar Performance or any of the North American contenders beat the European raiders in the Turf?

A: The Turf is an interesting race. The Del Mar turf course plays a lot different than the Santa Anita course. For example, the 2016 Breeders' Cup Turf Highland Reel-type trip, not only does not look likely this year, but this course does not see many forwardly-placed winners according to OptixPLOT ImpactTSD and QuadSTAT, and my personal reference looking over PLOTResults at the longer turf route distance. Horses that can stalk and finish are more favorable, those are the types of horses I am looking to play in this race.

Q: Who is the favorite you're taking a stand against?

A: Drefong. His best races have very-slow to average early pace flow on OptixGRID. There are a few horses here that are confirmed front runners and capable of really running early. He will have to prove he can hold on late after that type of early challenge. Unique Bella is also a soft, likely underlay heavy favorite. For more on my Unique Bella thoughts, the OptixEQ team put together a [free video](#) analyzing the Filly and Mare Sprint.



Emily doesn't think that defending Breeders' Cup Sprint champion Drefong can win the same race again this year -
Eclipse Sportswire / Breeders' Cup Photos ©

Q: Classic: Gun Runner, a Baffert (which one), or someone else?

A: Arrogate is the horse to beat. If he is beat, it will not be by Gun Runner.

Keeneland Boycott Q & A

With HANA President Jeff Platt

Q: Why did HANA boycott Keeneland?

A: Keeneland announced a takeout increase back in August. Win Place Show was hiked to 17.50% the maximum allowed by Kentucky state law. This is an increase of 9.375% vs. the previous takeout rate of 16.00%.

Exacta, Double, Trifecta, Superfecta, Pick3, and Pick4 were hiked to 22.00% again, the maximum allowed by Kentucky state law. This is an increase of 15.79% vs. the previous takeout rate of 19.00%.

We polled HANA membership. 63% said they wanted a boycott. 28% said no. And 9% said other. Based on that we organized a boycott.

Q: How did Keeneland do handle-wise this fall?

A: Keeneland was down more than \$11.3M or about -8.52% vs. their fall 2016 meet.

Q: How did other tracks do this fall?

A: Belmont during Keeneland's fall 2017 meet: UP +\$15.4 Million +12.07%

Santa Anita during Keeneland's fall 2017 meet: UP +\$9.92 Million +11.33%

Churchill during their September 2017 meet: UP \$800k +2.1% vs. their September 2016 meet, but DOWN -\$7.89M -17.0% vs. their September 2013 meet, which was the last September meet they ran before their takeout increase.

Kentucky Downs during their September 2017 meet: UP \$7.35 Million +32.51% vs. their September 2016 meet.

Q: According to a press release that appeared on The Paulick Report Sunday night after completion of Keeneland's closing day card, Keeneland vice president of racing and sales Bob Elliston is quoted as saying, "These are solid results, especially considering that eight races during the meet were taken off the turf and three race cards were conducted either entirely or partially on an off track," and "Those factors adversely impacted field size and therefore overall wagering, particularly when compared to last fall when we enjoyed perfect weather every race day."

What is your reaction to that?

A: Keeneland did not enjoy perfect weather every race day last fall as claimed in their press release.

The Keeneland chart for October 20, 2016 clearly shows the dirt surface was wet.

The Keeneland chart for October 21, 2016 clearly shows the dirt surface was wet - and that races 3 and 6 were

taken off the turf. In my opinion, Keeneland saying they had "perfect weather every race day" last fall when in fact they did not is just sad. But that's a small point.

The bigger and more important point is: At the same time that Keeneland was down -\$11.32M and -8.52%, their primary competition, Belmont and Santa Anita, were UP a combined total of +\$25.32M or an average of +11.77% The question isn't whether or not Keeneland had a takeout increase and underperformed the market by a wide margin. The question is whether or not anyone is listening.

Q: You said Kentucky Downs was up +32.51%. Can you talk about that some more?

A: Sure. Kentucky Downs is an incredible story, one that, for the most part, has been ignored by the racing press.

Many people in the industry just blindly accept the idea that horse racing is shrinking and that you can't grow handle and revenue.

Those same people might be shocked to learn that Kentucky Downs has achieved year over year handle growth now for five consecutive years -- 2013, 2014, 2015, 2016, and 2017 -- going from \$7.6M for five race dates in 2012 to \$29.9M for five race dates in 2017 -- more than tripling their handle in that time period -- despite losing races to weather -- and despite being forced to cancel their opening day 2017 Saturday race card due to weather and run it on a Wednesday.

Keep in mind that this came about, in part, because Kentucky Downs took the novel approach of asking a horseplayers association to help them promote a three-quarter point drop in exacta takeout back in 2013 -- and also in part because they used instant racing dollars to boost their purses.

In my opinion, Kentucky Downs leveraging HANA to promote reduced exacta takeout to grow handle like they have flies in the face of everything California, Churchill, and now Keeneland have been saying about the need for higher takeout.

Q: If there's one thing you would tell Keeneland they need to be doing different what would that be?

A: If you ask me, Keeneland ought to be doing exactly what Kentucky Downs did back in 2013.



MARYLAND CELEBRATES BEN'S CAT

Maryland Jockey Club at
Laurel Park



**Play Laurel Park
Saturday,
November 11
Special 12 noon Post**

- ◆ **6 Stakes Races**
with Purses Totaling \$575,000
- ◆ **Free Ben's Cat Bobblehead**
to the first 4,000 racing program purchasers
- ◆ **Free Ben's Cat Poster**
while supplies last
- ◆ **Burial of Ben's Cat's Ashes**
by the Laurel Paddock
10:30am

QUICK HITS

BROUGHT TO YOU BY

PAULICK REPORT.com

YOUR HOMEPAGE FOR THE THOROUGHBRED INDUSTRY

Maryland Asks for More Race Dates in 2018

Officials with the Maryland Jockey Club have applied for 171 dates in 2018, an increase of nine over 2017.

Under the proposed plan, Laurel Park would race from January 1 to May 6, with Pimlico then going for 12 days around the Preakness. Racing would resume at Laurel on June 1 and go to December 31, except for a break from August 24 to September 3.

"We continue to grow the business of Thoroughbred racing in Maryland as well as our racing schedule," said Sal Sinatra, President and General Manager of the Maryland Jockey Club. "We're seeing more interest from horsemen throughout North America and our handle continues to grow. Our ultimate goal will be to race four days a week throughout the year, but for now we'll focus on racing four days in the fall. One of those days will likely be Monday to continue our partnership with TVG."

Additional details are available [here](#).

Double Pick 6 Carryover Shifted to Aqueduct

The New York Racing Association had a \$70,977 double pick 6 carryover slated for closing day at Belmont Park on Sunday, but due to inclement weather conditions, that card had to be cancelled. Due to the cancellation, the pick 6 carryover will now take place on Friday's opening day card at Aqueduct. **This carryover also will have the same mandatory payout provision that it would have had had the card at Belmont gone on Sunday.**

For more information on Friday's card at Aqueduct and the upcoming meet from the NYRA Press Office, please click [here](#).

Options Being Explored for New Track in Massachusetts

A host of groups in Massachusetts have joined forces to explore options for a new racing facility in the state once Suffolk Downs closes after their 2018 race dates are run.

"We've already done a lot of work on identifying sites in Massachusetts that can accommodate a one-mile racing oval, stables, and extended training schedule and other amenities," said Paul Umbrello, the Executive Director of

the New England Horsemen's Benevolent and Protective Association.

More quotes and the rest of this story are available [here](#).

Kentucky Downs to Race Five Days again in 2018

The 2018 racing schedule in the Commonwealth of Kentucky has been released, and there was no increase in race dates at HANA's #1 rated track Kentucky Downs, meaning the Franklin plant will host five days. These dates will be September 1, 6, 8, 9, and 13.

"By working with the horsemen and Ellis Park, I think Kentucky Downs has been able to have a significant impact on the year-round circuit," said Kentucky Downs president Corey Johnsen.

More on this story is available [here](#).



Get the Morning Headlines delivered straight to your inbox each morning - sign up here now!

Breeders' Cup Betting Challenge Also This Weekend

In addition to the on-track action of the Breeders' Cup this Friday and Saturday at Del Mar, horseplayers will be competing in the Breeders' Cup Betting Challenge over the two days.

A live-money tournament, the Breeders' Cup Betting Challenge carries a top prize of \$300,000. There is also a bonus available if the BCBC winner goes on to capture the National Handicapping Championship next year.

Christian Hellmers is one of the players in the hunt for the bonus, and there is an interview with him on the Paulick Report site.

"It comes from learning the hard way and knowing my boundaries," said Hellmers in the article. "You have to lose a lot to win a lot. Anything that's ever good is always on the other side of fear. I was pretty careless and reckless when I first started betting, and I started to feel the pain enough times where I was willing to develop a stern discipline to walk away from temptations."

The rest of the article is available by clicking [here](#).

Check out our **HORSE PLAYERS SECTION**



The go-to-site for...

**TIPS & PICKS • CARRYOVERS • CANCELLATIONS
TOURNAMENTS • NEWS and MORE!**

www.PaulickReport.com



Previewing the Breeders' Cup Juvenile Turf

By [Mike Adams](#)

1. Mendelssohn: Finished a really solid second at 50-1 in Darley Dewhurst at Newmarket beaten only by his top class stablemate US Navy Flag. His form has been wildly inconsistent but he is a contender if he runs back to his Dewhurst form. Adding the best jockey in the world, Ryan Moore, will also help.
2. Untamed Domain: has shown solid ability in all of races but has been hindered by steering issues and a tendency to run in during the stretch of his last two races. Bravo did a great job of getting him up to win, but in a bulky field I worry that his maneuverability will hinder him.
3. Sands of Mali: Was very solid in winning the Group 2 Gimcrack at York but was equally dismal in the Juddmonte Middle Park where he tracked eventual winner US Navy Flag and then just backed through the field when asked. He adds Lasix and Flavien Pratt and could upset if he reverts to his York form
4. Catholic Boy: Hasn't been seen since winning the With Anticipation in August at Saratoga. Undefeated in two starts and is a major contender if he takes that next big step forward. Post four will help him, and he will be rolling late, but is he good enough to step up and win a race like this?



Catholic Boy works out at Del Mar on October 31 - Eclipse Sportswire / Breeders' Cup Photos ©

5. Beckford: Another adding Lasix and adding a North American jockey. His race in the Middle Park was better than it looks and he may really take to the added distance and the firmer turf at Del Mar. Definitely use him in your exotics as he should be a nice overlay

6. Masar: Was a nice third on Arc Day at Chantilly in the Prix Jean-Luc Lagardere. On that day James Doyle moved him to the lead near the top of the stretch but he could not hold off the speedy filly Happily. I think he was hindered by the softer going that day and should be the one to beat here on firm turf
7. James Garfield: Another Euro invader who is coming in of a sharp win. He was very strong in the Mill Reef at Newbury and seems to have really come to hand in August and September. Trainer George Scott thinks he will enjoy the firm turf and should have no trouble with the extra distance given his breeding. A major contender who is a must use on all tickets.
8. Voting Control: Comes in lightly raced with only two starts and looks ready to fire. He was just a little too far off the pace in the Pilgrim, and although he was strong in the lane, he could not catch Sebhac, who had got the jump on him. Post eight may hinder him, but if the pace in honest he will be flying late
9. Encumbered: this guy is two-for-two on Del Mar turf and should be able to leave enough to get into a stalking or middle of the pack slot. He should run his race but will need to improve to take on the high quality horses in this field.
10. Flameaway: Casse has tried to get this guy on turf twice and both times he has been rained out. This colt has talent, but it's going to be asking a lot for him to beat this group in his first ever turf start
11. Snapper Sinclair: This guy is two-for-two on turf and was an impressive winner at Kentucky Downs. Post 11 is a disadvantage, but this guy looks like he has a world of talent and is another who should be used on some exotics as he could upset at a big price
12. Hemp Hemp Hurray: was a solid secon in the Summer Stakes at Woodbine. He should be on the lead and may get a loose lead to play with. If Johnny V is able to slow down the pace he could easily go gate to wire.
13. My Boy Jack: Comes in off a nice win at Santa Anita and will be flying late. The challenge he will have is post 13. He figures to be coming from the back of the pack and will he get enough pace to be able to swoop the whole field?
14. Rajasinghe: Adds blinkers but would need a complete form reversal from his last at Newmarket to have any hope at winning here. Looks like an outsider at best.

Breeders' Cup Q & A with...

[Dana Byerly](#)

Q: This is the first Breeders' Cup at Del Mar. How are you expecting the main track and the turf course to play?

A: No idea, especially since I rarely play Del Mar. Even so, you never know how a meet is going to stack up. I'll watch on Wednesday and Thursday to try to get a better feel for the track.

Q: With the new venue comes some race condition changes (Filly & Mare Turf at 1 1/8 miles, 14 horses in the Dirt Mile, etc.) - do you pay extra attention to these things?

A: I wouldn't say extra attention, but I always pay attention to distance and track configuration.



Join with promo code HANA

Q: How do you see the Juvenile Fillies shaping up given the wide-open nature of the field?

A: I don't really think it's as wide open as I've seen it made out to be. Sure, there have been a few bombs in the recent past but Moonshine Memories and Heavenly Love look solid. I think Separationofpowers looks the most vulnerable of the top three.

As for wise guy opinions, I think Princess Warrior could move forward and I'm curious to see if Caledonia Road will move forward on a dry fast track. Gio Game is also of interest to me.

Q: The Juvenile Turf had 27 pre-entrants. How will you be playing it?

A: Like I play every other juvenile turf race, looking for the entrants with a good late kick who seem likely to either build on good form or improve. I'm currently most interested in Untamed Domain but imports but imports James Garfield, Mendelssohn, Sands of Mali and particularly Rajasinghe over the firm turf with first-time Lasix are very much of interest to me.

Q: Can Oscar Performance or any of the North American contenders beat the European raiders in the Turf?

A: Sure, in general I don't buy into the idea that European shippers are automatically unbeatable, especially on firmer California turf. That said, Highland Reel likes firmer footing so I'm hoping he'll be a decent price. Sadler's Joy is the most interesting North American to me. Locals Hunt and Itsinthepost might also be on my tickets.

Q: Who is the favorite you're taking a stand against?

A: I haven't spent enough time to say conclusively and sadly I'm not coming into it with firm opinions either way. I'm very likely to take a stand against Arrogate given his dreadful Del Mar form, but might include him underneath. I'm very likely to take a stand against short prices in the two juvenile turf races. I'm also mulling taking a stand against Unique Bella, at least on top, with By the Moon, Sky Diamonds and/or Highway Star.

Q: Who is the horse you're most excited to bet?

A: I'm a little bit excited to give Golden Dragon a shot in the Juvenile after his crazy good local work given his improving form. He lends a bit of intrigue to what might otherwise be one more step towards a Derby hype-machine coronation of Bolt d'Oro (who obviously is very talented).

Q: Classic: Gun Runner, a Baffert (which one), or someone else?

A: As much as I love to make fun of Gun Runner's propensity to not switch leads, he looks like the winner to me. And maybe even a really impressive winner. War Decree, Churchill and Gunnevera are probably my exotic plays. I really don't have a strong opinion on this race, at least yet, but if I had to pick someone outside of the big two right now it would be Gunnevera.

Getting Ready for the Breeders' Cup

By [Jonathan Stettin, Past The Wire](#)

For the past several weeks, most of us who play the horses have been getting ready for the Breeders' Cup. Interestingly enough, getting ready means different things to different people. It happens all during the year, but more so leading up to both the Kentucky Derby and the Breeders' Cup races, especially the Classic; people form their opinions. This has always amazed me. As a handicapper, I cannot fathom how people can predict the winner of a horse race prior to the entries being made. I also don't get how a serious player can make a statement on who they think will win a race prior to post positions being drawn, knowing the weather, and also knowing how the horse has trained going into the race. Nonetheless, prior to both the aforementioned major racing events, as well as several others, people will flood social media, racetracks and betting facilities with bold statements that so and so will win such and such race. Even during this year's Breeders' Cup draw when some horses were mentioned, people said that is so and so's choice. How would they know that in advance escapes me.

If you are playing for fun and games or recreation as opposed to win then it really doesn't matter. Furthermore, if you make such statements for the sake of conversation and don't actually bet that way, again it doesn't matter. If you play to win, however, and take the game seriously, then thinking you know who'll win a race before you know who is in it is sort of silly. There are, or at least should be, a lot that goes into that decision, and you need to do your homework before you make it if you want any chance at all of being in that maybe 10-15% of players who actually consistently beat the game.

We all love the Sport of Kings, and we certainly enjoy discussing races like the Derby and Classic well in advance. I think such discussions are fun, interesting and ultimately good for the game. I welcome good conversation, especially about the sport I am passionate about as much as anyone. I think it ceases to be good conversation when people start the bold predictions and turn them into arguments better suited for a political arena regarding a race weeks or even months down the line. I'm sure many of you remember the Rachel Alexandra – Zenyatta showdown a few years ago in the Apple Blossom at Oaklawn Park. It was well-hyped and the subject of many a racing discussion, a lot of them heated, and had hotels and rental properties in Hot Springs sold out at inflated rates. Guess what, only one of the horses showed up. Zenyatta won in a gallop. Rachel Alexandra stayed home, unable to make her date with destiny thanks to a grueling world class campaign which took its toll on her.

All that said, I do like to prepare in advance and be as ready as I can for the Breeders' Cup and all races for that

matter when they are drawn and the past performances come out. I have a process I go through handicapping, and I follow it diligently. It's worked a time or two in the past, and there are many years behind it. Yes, we constantly learn in this game, but one thing that does not change is you have to be prepared and do your homework. If you aren't, you'll find yourself at a gunfight with a knife and leave with empty pockets.

It's very possible to get ready for the Breeders' Cup and do some advance studying without locking into an opinion. You may have to train yourself to do it, but if you do, in the long run I think you'll have a better chance of winning if you go in unbiased. For example, I have a decent idea of who I may like in a few of the races, but I wouldn't venture to say I know who is going to win yet as I haven't fully done the race and that can't be done until it is actually drawn.



Because this is the Breeders' Cup, we are possibly more familiar with some of these horses than in other races. We have a tendency to follow the stakes horses and horses we become fans of. So how do I prepare for the Cup without locking into any definitive opinion? To understand that, you first have to understand my process. This isn't what I propose everyone should do. To the contrary, do what works for you I'd say. This works for me and has worked for me, but I will reiterate, making a selection before you handicap the race will lead to a lot more losses than wins. My process consists of watching replays, studying the past performances, studying and watching workouts and training, looking at Thoro-Graph figures and making my own figures and putting it all together by trying to figure out the pace and who will be where and when they will be there. I do the pace work by myself. I use fractions, final times, post positions and knowing the tendencies of riders and horses. I also look for horses who show speed, but I think I see signs they can rate or relax. There are tells for those sorts of things. Those types of intangibles can't be programmed into a computer as far as I am concerned, and if so how do you separate the men from the boys so to speak and come up with a pace scenario you can envision


(continued on next page)

that others can't? Don't forget we are playing against the others in the pool not the house.

My pre-race Breeders' Cup work consists primarily of two things. I watch a lot of replays. I watch most of them several times. You can only watch a horse or two each time. If you want to spot things others miss, you have to watch replays a few times. Our natural tendency is to watch one of three horses. Who you bet, who won, and who is on the lead. That won't help you spot a horse who had trouble that was mid-pack all the way around. I take a lot of notes on these replays and I go back months. I find going back a few months often changes the initial impression a race may have given you. A fresh look may lead to a different conclusion in either direction. You may think an effort was better than you did originally or perhaps not as impressive. Formulator allows you to enter your notes right into the past performances and save them. I strongly encourage that practice.

While we can't do this all year long, we can for some of our big events and that is watch live and replay coverage of workouts and gallops. I watch as many as I can, I compare them to older works, I compare the trainer's pattern and style of training, and I take notes on all of these as well. XBTV has a great staff and provides great work out coverage both live and on demand and on YouTube as well.

I do peruse the advance past performances, but limit it to perusing. I don't want to get to involved or caught up in the pre entries or advance past performances. Again. we don't know who is actually going in, who is riding and what the post is. Never mind weather and training, there just isn't enough information to lock in. Patience. It pays off. I always encourage do what works for you. I'd have a hard time believing anyone who makes the statements so and so will win the Classic before they draw the race beats the game. It is almost impossible under those circumstances, so following some sound advice and applying it to your regimen can only help if you are in it to win. It is tough enough if you do things right. If you have fundamental bad habits you will really be up against it.



NYRA
BETS

Up To
\$1,000

DETAILS ▶

Previewing the Breeders' Cup Sprint

By [Craig Johnson](#)

The 2017 Breeders' Cup Sprint matches up fast horses from all over the country. The defending champ in Drefong is back and now faces a much more robust group. The race has drawn some fast early speed, and the possibility exists that a closer may run them all down.

Calculator: This classy veteran has two wins on the turf this year but cuts back in the distance and has fired some 100 Beyer speed ratings in the past. Six furlongs may be a little short and dirt form is sketchy at this time. Hard to endorse for the win but you will get paid if he can deliver.

Drefong: The 2016 sprint winner has just two races in 2017, his first effort off the layoff was a toss as he threw the rider. He dominated the seven furlong Forego. Faces more pace pressure than previous races and will need to be at his best to win. Drefong is a win machine with a lifetime six wins and eight career efforts. If not pressured early, he will prove to be a bear down the stretch.

American Pastime: Has a win at Del Mar, and this lightly-raced 3-year-old comes out of a prep race, the Gallant Bob, which has contributed some consistent form in recent years. If the pace is hot, this guy can finish. Has the look of a sprinter and runs with a very high head carriage. Has talent, but this may be too much too soon.

B Squared: cuts back to a sprint distance and goes turf to dirt while going up in class. California-bred is talented but facing a whole new level of competition in this race.

Whitmore: Is a personal favorite, looked special at Oaklawn this spring, but then went off form during the summer. Can run between horses and inside horses, and if he can save ground, he may like the short Del Mar stretch. Has raced at five different race tracks in 2017 and lately his speed figures seem to be declining. His absolute best puts him in the hunt. I will be rooting for this guy.

Mind Your Biscuits: Dominated in Dubai and was sensational in the Belmont Sprint Championship. This gritty New York-bred brings his lunch pail every race and was motoring late to finish third in this race last year. "The Truth" Joel Rosario rides, look for him to save ground. Maybe a little overlooked, but on his best day, he can bring the heat.

Takaful: Turned the corner when switched to sprinting. Blew away the field in a Saratoga allowance defeating
(continued on next page)

older horses. Showed tremendous speed in the Kings Bishop and then gutted out a sit and pounce trip in the Vosburgh. Freaky fast and continues to work well, but he has to ship across the country. He is capable of running any horse into the ground. The pace of the race goes on this horse. Look out if he hooks Drefong early or is on a send mission because the complexion of the race changes.

Roy H: Dominated the True North and the Santa Anita Sprint Championship. His resume posts Beyer speed figures of 106, 106 and 111 this year. Recent works are substantial and should sit just off Drefong's flank going to the half-mile pole. He has faced little adversity this year, so he may be a paper tiger, but the flip side he is fast and his Santa Anita Championship win left some in the tank.

Ransom The Moon: Won three of four races this summer and then disappointed in the Santa Anita Sprint Championship off a long layoff. The son of Malibu Moon has had a busy campaign with four gut-busting efforts. The question is, did he peak too soon, and is six furlongs too short for him to run his best race?

Imperial Hint: From the fighting city of Philadelphia, Imperial Hint has dominated on the East Coast with wins at Parx, Laurel, and Gulfstream Park. Javier Castellano rides, and he has the sit and pounce style that plays well in the sprint. Now faces Grade 1 horses for the first time and that will be a challenge, 5/1 is a fair price to see if he can handle the class rise.

Craig's Breeders' Cup Q & A

Q: This is the first Breeders' Cup at Del Mar. How are you expecting the main track and the turf course to play?

A: I'm excited it is in San Diego. I believe the main track and turf course will play "Fair" for the most part. I do think horses in posts one through six will have an advantage on the turf course, saving ground and then moving to the middle of the turf course has been a useful technique.

The main track I feel will play faster than the summer races with the cooler temperatures. If the surface is not playing fair on Friday, I think they will correct on Saturday.

Q: With the new venue comes some race condition changes (Filly & Mare Turf at 1 1/8 miles, 14 horses in the Dirt Mile, etc.) - do you pay extra attention to these things?

A: I pay attention, but once the field is drawn I handicap the race with the regular process post positions 12,13, and 14 on turf and 10 and out on dirt will be at a disadvantage. In the Breeders' Cup, many horses experience more extensive fields, and more pace pressure than ever in the past and I look for horses who have faced any adversity.

Q: How do you see the Juvenile Fillies shaping up given the wide-open nature of the field?

A: Moonshine Memories and Heavenly Love have impressed me and look like the most likely winners. I like horses moving from synthetic to dirt so will take a look at Wonder Gadot.

Q: The Juvenile Turf had 27 pre-entrants. How will you be playing it?

A: Not sure of the quality but any horse who has done anything on turf is pre-entered, and trip and pace will determine the outcome. This race is tricky to find an "A" horse and will mainly watch.

Q: Can Oscar Performance or any of the North American contenders beat the European raiders in the Turf?

A: Europe looks tough from class and form, and they just may have too much overall ability for any of the American horses. The California turf horses seem overmatched in this race. Ulysses is my narrow selection.

Q: Who is the favorite you're taking a stand against?

A: Unique Bella is the favorite I'm taking a stand against. I respect the talent, but she has the looks of a distance horse and although fast is now matched up with quick and fit horses going seven furlongs. Unique Bella has a strong following now has to look several other horses in the eye and hold a rugged group of older filly and mares.

Q: Who is the horse you're most excited to bet?

A: From the Fighting City of Philadelphia - Imperial Hint is extremely fast! Passes the eye test, can rate, have a feeling he can sit third, press going into the turn and outspurt everyone to the wire. His Smile Sprint Stakes was healthy, and if he can match that the rest may be running for second.

The price looks right, and he will have skeptics because he has missed the primary sprint races. But his lifetime record and speed figures match up with anyone in the race.

Q: Classic: Gun Runner, a Baffert (which one), or someone else?

A: Gun Runner has impressed, and although he has some question marks, he is training well, has run fast, he figures to sit a good trip and should have the lead turning into the short Del Mar stretch. He is 0 for three at ten furlongs. My head says Gun Runner. My heart says Collected, who has turned in four top-notch races this year and will be on the engine from the bell.

Racing's Competition Excuse

By [Pullthepocket](#)

I read with interest a recent Bloomberg [piece on Hong Kong racing](#). Some of it was certainly perfectly good fact, but I found it a little doom and gloom; talking about 1% growth rates, n' all.

The fact is Hong Kong racing has seen a major resurgence since 2006 when handles were US\$7.7B. Last year's US\$13.6B was more than a 70% increase since the so called "great recession". If the same thing happened in North America, handle would be about \$24B instead of its current \$11B, and I don't think anyone would be saying we're doing poorly.

It doesn't mean there are no storm clouds on the horizon in Hong Kong, and the article rightly talks about them. But the bottom line is, despite massive competition, leaks in the betting pools on the interwebs and all the rest we see in Hong Kong, the product, and business, is very strong.

Soccer betting, for example, has been up leaps and bounds. But handle keeps [chugging](#).

Meanwhile on the competition front, something similar is and was noticed in Australia with the introduction of sports betting. In 2000, sports betting was almost no part of the legal gambling landscape. In 2015 it made up over AUS\$6B of business. Despite that, like in Hong Kong, Thoroughbred horse racing handle has [soared](#).

Here in North America, 'the competition' is used almost daily as an excuse to why racing betting is losing out; why handles have fallen, why growth rates are negative. It sounds good, but to me it's just that - an excuse.

Horse racing gambling can be the greatest skill-based gambling game of all if it's done right. And in this day and age with betting from home, fast internet connections, innovative live betting feeds like Twinspires and others offer, lots of data, and lots of available races at a mouse click, there is - in my view - no excuse for it to be fading. Just because a few more people are betting the Final Four or Powerball doesn't mean racing as a betting sport is dead. I think it's an excuse we let the power brokers get away with far too often, and it's a dangerous narrative to embrace as fact.



"Racing's Best Kept Secret"
Catering to Whales Since 2007
Offering the Highest Rebates for
the Nation's Top Players

U.S. Licensed, Safe & Secure

BETPTC.com
Racing's Best Kept Secret
VIP: (727) 288 2790

Breeders' Cup Q & A with...

[Melissa Nolan](#)

Q: This is the first Breeders' Cup at Del Mar. How are you expecting the main track and the turf course to play?

A: I think we all hope it plays fair but no one really will know until they start racing over it in a few days, and even then there is no guarantee those trends that may manifest will remain consistent or even exist on Friday and Saturday. During the Summer Meet concerns regarding the main track were that it was too loose and producing slow times with a few times of occasional bias both for speed and closers.



Horses race over the main track at Del Mar - *photo by [Penelope P. Miller, America's Best Racing](#)*

Given that horses have now been able to work over the Del Mar surface the past few days, it does appear that the times are marginally quicker than horses' similar moves at Santa Anita but trainers are still noting that it is relatively deep with a lot of "bounce" under hoof.

Overall I expect that the track will play towards horses on or near the lead because it should be quite tight, but don't believe the winning times will be too outstanding due to the deep cushion that's in place.

Regarding the turf course, it should be hard and quick like usual, especially since it's been unseasonable warm in that area in the past two to three weeks. Everyone should have a fair shot and I don't necessarily anticipate it playing towards one running style or another, although I will be watching in case a trend develops.

Q: With the new venue comes some race condition changes (Filly & Mare Turf at 1 1/8 miles, 14 horses in the Dirt Mile, etc.) - do you pay extra attention to these things?

A: Yes. The Filly and Mare Turf is quite tricky this year due
(continued on next page)

to the "in between" nature of the distance. European horses rarely run a distance of nine furlongs, while we run it quite regularly on turf in the United States. As such, the majority of the horses in the 2017 Filly and Mare Turf are more specialized in either eight or ten furlongs and beyond and deciphering who will be most inclined to get this distance is the handicapping puzzle. A miler who can save ground might have a leg up and be able to get first run on a grinder cutting back from ten furlongs.

The Turf Sprint returning to five furlongs while being limited to a field of 12 is also an interesting puzzle because posts one and two had a decided edge during the early part of the Summer Meet when the ground was fresh. For at least a few weeks, if a speed horse drew the inside posts, it became almost an auto-bet. It remains to be seen if that trend will return now that the turf has been rested and revitalized after the Summer Meet but we should know Lady Aurelia early from post three in the Turf Sprint.



Q: How do you see the Juvenile Fillies shaping up given the wide-open nature of the field?

A: The race complexion changed when Separation of Powers drew the far outside in post 13. With the short run into the turn, she is in grave danger of losing lengths by getting either shuffled back or being hung wide.

Meanwhile, the draw for Heavenly Love is perfect and all she has to do is break well and go and is a huge threat to go gate to wire. I'm not the biggest Moonshine Memories fan but do fancy one of her main pursuers Piedi Bianchi a bit and think her gameness and experience at Del Mar could get her in the number at double-digit odds.

I've seen Princess Warrior run in person twice, and she could potentially be the most dangerous closer in the race, but she may be too far back to get there in time.

Q: The Juvenile Turf had 27 pre-entrants. How will you be playing it?

A: I like the Juvenile Turf and think it's a race where you can definitely make some money, especially in the verticals. I'm not convinced Mendelssohn is that special at this point in his career, although he has improved with blinkers. Masar has some talent and his firm ground races have been legitimate. Furthermore, he has run well going both left-handed and right-handed and that versatility should serve him well. Sands of Mali at 20-1, getting Lasix, would be my bomb as he has some good form but threw in a clunker last out on soft ground.

Q: Can Oscar Performance or any of the North American contenders beat the European raiders in the Turf?

A: Yes, but I don't think it will be Oscar Performance who might be sacrificed to keep Highland Reel honest on the pace. I think Sadler's Joy has a lot of ability, particularly on fast ground going 12 furlongs--both of which he'll get on Saturday. His problem is he often seems to find trouble (although less so with Leparoux aboard) so a clean trip is paramount to him having any success. From post 13 Sadler's Joy should be able to drop back, save ground around the three turns and make his run. "How good is his good?" is the question.

Q: Who is the favorite you're taking a stand against?

A: Moonshine Memories--her record is flawless but her numbers are not as fast a few others in the Juvenile Fillies, and she looked like she was seriously gassed at the end of her only two-turn race. A more fit, faster filly should be able to handle her.

Q: Who is the horse you're most excited to bet?

A: I nailed this question last year with a two-word answer last year ("Highland Reel"), so the pressure is on! A few horses that have the form and proper odds to make for fun bets are: Masar (9/2ML) in Juvenile Turf; Roly Poly (6-1) in the Mile; Good Magic (6-1) in the Juvenile, and Cupid (8-1) in the Dirt Mile.

Q: Classic: Gun Runner, a Baffert (which one), or someone else?

A: My heart says Gun Runner since I've seen him run in person so many times going back to when he was a 2-year-old, but my head says Arrogate. I'll be using both in multis and will play a Super Hi 5 using some construction of those two, Collected, West Coast, Gunnevera, and War Decree.

Breeders' Cup Winners Profiles - Day One

By Craig Spencer, agameofskill.com

I have gone back and looked at the winner of each Breeders' Cup race since 1999. I will look at each of the races and discuss historically successful prep races and other interesting things to keep in mind as you begin to look at past performances and formulate your wagering strategies

As you read through this you will see in the tables for each race an "Angles" field. The legend for that field is:

Key

- LOW Last Out Winner
- LO2 Last Out Second Place
- GLW Good Last Worker (top 1/3rd, within 14 days of race)
- TA (s) Track Affinity (surface affinity if no starts on the track), 60% in the money
- KR Key Race Exiter (one or more next out winners from top 3 finishers from their last race)

In 2016, the qualifiers performed quite well with 9 of the 13 winners being "qualifiers", the exceptions being:

- **Oscar Performance** who became just the second winner in the *Juvenile Turf* not to make their final prep start in Europe
- **Champagne Room** who surprised everyone when winning the *Juvenile fillies* and returning \$69.20 after finishing fourth in the G1 *Chandelier*
- **Finest City** who did not run in the Thoroughbred Club of America but did come into the race off a second place finish in the G2 *Finest City* and a good final workout
- **Queen's Trust** did come out of a decent Group 1 performance to win the *Filly and Mare Turf* but the qualifying requirement is a first or second in a Group 1 and she had finished fourth

One final preface, you may hear that foreign shippers run better when the BC is held on the East Coast due to the heat and/or the closer proximity/less travel time. That is just not true. Seven times since 1999 the Breeders' Cup was held at Santa Anita, 157 horses who made their last start outside of North America raced, taking home 25 winner's trophies (15.9%). In the 11 years when other venues hosted the Cup there were 18 foreign winners from 173 starters (10.4%).

JUVENILE FILLIES

Juvenile Fillies Turf Trends: *Group 1 exiters from Foreign shippers. For North American entrants: Top two in a Graded Stakes last out, 60%+ top three finishes in their turf outs, and last raced within five weeks. The Miss Grillo Stakes has been a key race for North American entrants:*

The US representatives have been successful the last three years after being beaten by foreign invaders in '12-'13. I still wouldn't ignore the Group 1 exiting foreign horses.

Track	Year	Win	Name	Angle(s)	Last Finish	Last Track	Days	Last Race	Trainer	Jockey
SA	2016	15.00	New Money Honey	LOW, GLW, TA (s)	1	BEL	33	Miss Grillo - G3	Brown	J Castellano
KEE	2015	14.80	Catch A Glimpse	LOW, TA (s)	1	WO	48	Natalma - G2	Casse	F Geroux
SA	2014	6.80	Lady Eli	LOW, GLW, TA (s)	1	BEL	33	Miss Grillo - G3	Brown	I Ortiz
SA	2013	15.80	Chriselliam	LOW, TA (s)	1	NKT	35	Shadwell Fillies Mile - G1	Hills	R Hughes
SA	2012	24.80	Flotilla	None	4	LCP	26	Prix Marcel Boussac--G1	Delzangles	C Lemaire
CD	2011	14.20	Stephanie's Kitten	LOW, TA (s)	1	KEE	28	Alcibiades - G1	Catalano	J Velazquez
CD	2010	29.20	More Than Real	LO2, TA (s)	2	WO	48	Natalma - G3	Pletcher	G Gomez
SA	2009	21.60	Tapitsfly	LO2, TA (s)	2	BEL	33	Miss Grillo - G3	Romans	R Albarado
SA	2008	24.40	Maram	LOW, GLW, TA (s)	1	BEL	33	Miss Grillo - G3	Brown	J Lezcano

The two traditional key East Coast prep races are the Grade 3 *Miss Grillo* where **Significant Form** brought in only a win in her career debut but promptly extended her unbeaten string to two and the Grade 2 *Natalma* where **Capla Tempress** rallied to get a victory in her first North American try after winning two out of three across the pond. She was transferred to Bill Mott's barn for the *Natalma*. While in the UK she finished third in her only defeat in the Group 3 *Sweet Solera Stakes* at Newmarket finishing a length behind **Juliet Capulet** who is pre-entered in this race for John Gosden and followed up her second place finish in the *Sweet Solera* by winning the Group 2 *Shadwell Rockfell Stakes* at Newmarket. **Juliet Capulet**, will retain the services of Frankie Dettori and that is never a bad thing.

Of the rest of the foreign contingency, **September** is coming off a nose defeat in the Group 1 *Bet365 Fillies Mile Stakes*, but she finished nearly four lengths behind **Happily** when third in the Group 1 *Moyglare Stud Stakes* at the Curragh. **Happily** followed up that victory with another victory on the Arc undercard at Chantilly when winning the Group 1 *Prix Jean-Luc Lagardere Stakes*. The European trainers do not typically send their best over for this race. Once again, all Group 1 exiting filly should be looked at closely even no matter where they finished. The other foreign pre-entrants coming out of Group 1 races are **Madeline** and **Now You're Talking**.

Best Performance finished reasonably close to **Significant Form** in the *Miss Grillo*. **Orbulation** was not too far back behind **Best Performance** while not having the best trip in the world.

Rushing Fall is a non-qualifier that you might still consider; she rallied very impressively in both of her starts to date. In her most recent start she was a convincing winner of the Grade 3 *Jessamine* at Keeneland where she ran a BRIS figure of 91, which is the top of the pre-entered US based fillies. In the *Jessamine* she rallied from 9 lengths back to win by a widening 3 lengths.

My top selection in this event is **Happily** who is a half to four time Group 1 winner Gleneagles (*Irish 2000 Guineas, British 2000 Guineas, St. James Place, Vincent O'Brien*).

LAS VEGAS DIRT MILE

Las Vegas Dirt Mile Trends: *last raced within six weeks in a Grade 1 or Grade 2; a good last work is a plus.*

The first five winners of this race all were 6-1 or better, the next three were a bit easier to figure. Last year we returned to a more chaotic result. If you are a horizontal player, I would truly suspect this race to be one in which you should consider going a bit deeper in than the others. Only once had a horse won this race off more than a six-week break and six of the nine winners had a good last work (top third at the distance, within 14 days of the race), so watching the workout tabs heading into the Breeders' Cup seems like a good idea.

Track	Year	Win	Name	Angle(s)	Last Finish	Last Track	Days	Last Race	Trainer	Jockey
SA	2016	25.80	Tamarkuz	LO2, GLW, TA (s)	2	BEL	27	Kelso Handicap - G2	McLaughlin	M Smith
KEE	2015	3.00	Liam's Map	LOW, TA (s)	1	SAR	55	Woodward - G1	Pletcher	J Castellano
SA	2014	3.40	Goldencents	LO2, GLW, TA	2	SA	27	SA Sprint Champion - G1	Mora	R Bejarano
SA	2013	9.60	Goldencents	LO2, GLW, TA	2	SA	27	SA Sprint Champion - G1	O'Neill	R Bejarano
SA	2012	32.60	Tapizar	None	6	BEL	35	Kelso Handicap - G2	Asmussen	C Nakatani
CD	2011	15.60	Caleb's Posse	GLW, TA (s)	3	HOO	35	Indiana Derby - G2	Von Hemel	R Maragh
CD	2010	77.40	Dakota Phone	None	3	HOL	35	Goodwood - G1	Hollendorfer	J Rosario
SA	2009	44.60	Furthest Land	LOW, GLW, TA, KR	1	TP	42	Kentucky Cup Classic - G2	Maker	J Leparoux
SA	2008	14.60	Albertus Maximus	GLW, TA	3	SA	28	Goodwood - G1	Cerin	G Gomez

Pre-entrants exiting a Grade 1 or Grade 2 race within six weeks of BC Weekend include **Cupid** (fourth in G1 *Awesome Again*), **Giant Expectations** (fifth in the G1 *SA Sprint Championship*), **Midnight Storm** (second in G1 *Awesome Again*), **Sharp Azteca** (first in G2 *Kelso*).

Mor Spirit last raced in June when winning the G1 *Metropolitan*. His trainer, Bob Baffert, is exceptional with horses coming back off layoffs of any duration. **Practical Joke** last raced in the G1 *Jerkins* at Saratoga at the end of August. His trainer, Chad Brown, has a very similar success rate as Baffert.

If one wins this race after being defeated in the *Awesome Again*, that horse would join the company of Albertus Maximus, who won the inaugural *Dirt Mile* after finishing third in the *Goodwood*, which is now known as the *Awesome Again* and Dakota Phone, who also raced in the *Goodwood* prior to his success in the *Dirt Mile*.

I would like **Mor Spirit** more than I do had he had a race since early June. If he wins I will probably not cash a ticket in this race or in any multi-race wagers involving this race. The main horses I was interested in are racing in different spots over the big weekend.



JUVENILE TURF

Juvenile Turf: Foreign Shippers Reign.

The European contingent have been deadly in this race with seven winners in the nine runnings (foreign tracks are shaded). Four of the seven European winners last raced at Newmarket (Hootenanny was US-based, trained by Wesley Ward, but last start was across the pond). One of the two US-based winners, Pluck, didn't make his last start in the US either, although I wouldn't call a race at Woodbine a real foreign test.

Track	Year	Win	Name	Angle(s)	Last Finish	Last Track	Days	Last Race	Trainer	Jockey
SA	2016	15.20	Oscar Performance	LOW, TA (s)	1	BEL	34	Pilgrim - G3	Lynch	J Ortiz
KEE	2015	16.40	Hit It A Bomb	LOW, TA (s)	1	DUD	21	Irish Stallion Stakes	O'Brien	R Moore
SA	2014	14.00	Hootenanny	LO2, TA (s)	2	DVL	68	Darley Morn-G1	Ward	L Dettori
SA	2013	14.00	Outstrip	TA (s)	3	NKT	35	Dewhurst - G1	Appleby	M Smith
SA	2012	20.60	George Vancouver	None	3	NKT	21	Dewhurst - G1	O'Brien	R Moore
CD	2011	25.20	Wrote	TA (s)	3	NKT	42	Royal Lodge Stakes - G2	O'Brien	R Moore
CD	2010	14.80	Pluck	LOW, TA (s)	1	WO	49	Summer - G3	Pletcher	G Gomez
SA	2009	6.80	Pounced	LO2, TA (s)	2	LCP	34	Prix Jean-Luc Lugardere - G1	Gosden	L Dettori
SA	2008	13.60	Donativum	LOW, TA (s)	1	NKT	21	Allowance	Gosden	L Dettori

Most of the best US talent at this stage of their 2-year-old year is still trying to make a name for themselves on the dirt so they can make a run at the Triple Crown. The European shippers are definitely at an advantage in this race. Not only have they been racing on turf against the best 2-year-olds that Europe has to offer, they are trained over turf in the mornings and are well prepared to handle the lower rate North American talent that they will typically face.

If O'Brien brings **U S Navy Flag** to Del Mar, he will be the first winner of the Group 1 *Darley Dewhurst*, a race that has sent us two victors from horses who were not good enough to win at Newmarket but were easily good enough to win stateside. He would be heavily favored and would be the most likely winner on Friday's card if he makes the trip.

Top 3 finishers (either European or from at least a US based G3) include **Catholic Boy** (first in G3 *With Anticipation* at Saratoga, which is probably a little bit too long between races to strongly consider), **Flameaway** (Winner of the off-the turf G3 *Bourbon*), **Hemp Hemp Hurray** (second in the G2 *Summer Stakes*), **James Garfield** (first in G2 *Mill Reef* at Newbury), **Masar** (third in G1 *Prix Jean-Luc Lugardere* at Chantilly), **Mendelssohn** (second for O'Brien in the historically-significant G1 *Darley Dewhurst* at Newmarket), **Nelson** (second for O'Brien in the G2 *Royal Lodge* at Newmarket), **Untamed Domain** (first in the G2 *Summer Stakes*), **Voting Control** (second in the G3 *Pilgrim*), **Tap Daddy** (third in the G3 *Bourbon*), **Tip Two Win** (second in the G3 *Tattersalls Stakes* at Newmarket), **Tangled** (who finished a nose behind **Tip Two Win** in the *Tattersalls*)

Pedigree information to consider:

Mendelssohn is a half to Beholder and Into Mischief, both of which did their running on the dirt. Into Mischief's offspring have been solid on both dirt and turf but based on that pedigree I would think they might try the Juvenile on Saturday and not the Juvenile Turf on Friday.

U S Navy Flag is a full to double pre-entrant **Roly Poly**, both being by War Front and out of the Galileo mare (\$1.1M earner) Misty For Me.

Aidan O'Brien has had at least one starter in this race in each of its nine runnings, after going 0-for-three in the first three, he has won three of the last six renditions. Based on the strength of his stable my selection will be whichever horse he enters in this race between **U S Navy Flag** and **Mendelssohn**. If he leaves **U S Navy Flag** home and runs **Mendelssohn** on the dirt, his third possible starter **Nelson** will have to be used on the ticket but likely with some others as backup. Those would include **Untamed Domain** and **Voting Control**.

DISTAFF

Longines Distaff: *Zenyatta and Beldame are key prep races, a race within five weeks is a plus, but historically either decent early or decent late pace presence is required.*

In the 18 runnings of this event since 1999, we have had only two winners that last raced over five weeks out, however they were in two of the last three years. I wouldn't bet on that trend continuing but might extend the requirement a week so the Cotillion can be included as a major prep race. The Beldame and the Zenyatta (formerly the Lady's Secret) have provided eight of the last 10 winners. A good last work (GLW) does not appear to be of much importance, as five of the last 10 winners did not have a "good last work."

Play Laurel Park • Saturday, November 11

BEN'S CAT TRIBUTE plus 6 stakes races
SPECIAL POST 12 NOON



Either a decent early pace presence or the best late pace ability seems to be a requirement with Pleasant Home and Unbridled Elaine being the only victors to not meet one of those requirements. The last five had shown decent early pace presence, with Life is Sweet, Zenyatta and Ginger Punch all being monsters in the final stages of the event.

Track	Year	Win	Name	Angle(s)	Last Finish	Last Track	Days	Last Race	Trainer	Jockey
SA	2016	8.60	Beholder	LO2, GLW, TA	2	SA	34	Zenyatta-G1	Mandella	G Stevens
KEE	2015	16.20	Stopchargingmaria	GLW, TA	4	SAR	62	Personal Ensign - G1	Pletcher	J Castellano
SA	2014	5.20	Untapable	LOW	1	PRX	41	Cotillion - G1	Asmussen	A Napravnik
SA	2013	7.60	Beholder	LOW, TA	1	SA	34	Zenyatta-G1	Mandella	G Stevens
SA	2012	5.40	Royal Delta	LOW, TA (s)	1	BEL	34	Beldame - G1	Mott	M Smith
CD	2011	6.40	Royal Delta	LO2, GLW, TA (s)	2	BEL	34	Beldame - G1	Mott	J Lezcano
CD	2010	17.00	Unrivaled Belle	LO2, TA	2	BEL	34	Beldame - G1	Mott	K Desormeaux
SA	2009	18.20	Life is Sweet	GLW, TA	4	SA	27	Lady's Secret - G1	Shirreffs	G Gomez
SA	2008	3.00	Zenyatta	LOW, GLW, TA	1	SA	27	Lady's Secret - G1	Shirreffs	M Smith
MTH	2007	11.00	Ginger Punch	TA (s)	3	BEL	27	Beldame - G1	Frankel	R Bejarano
CD	2006	29.80	Round Pond	GLW, TA (s)	3	BEL	28	Beldame - G1	Matz	E Prado
BEL	2005	63.50	Pleasant Home	LO2, TA	2	KEE	20	Spinster - G1	McGaughey	C Velasquez
LS	2004	6.00	Ashado	LOW, GLW, TA (s)	1	PRX	28	Cotillion - G2	Pletcher	J Velazquez
SA	2003	83.40	Adoration	GLW	4	SA	27	Lady's Secret - G2	Hofmans	P Valenzuela
AP	2002	5.60	Azeri	LOW, GLW, TA (s)	1	SA	24	Lady's Secret - G2	De Seroux	M Smith
BEL	2001	26.60	Unbridled Elaine	None	4	KEE	20	Spinster - G1	Stewart	P Day
CD	2000	113.80	Spain	LO2, GLW	2	KEE	21	Spinster - G1	Lukas	V Espinoza
GP	1999	8.00	Beautiful Pleasure	LOW	1	BEL	27	Beldame - G1	Ward	J Chavez

Elate's last two victories were extremely impressive to see. Her win in the G1 *Beldame* paired the same figure with her Alabama and is the best BRIS figure given to any horse in this race this year. She should be a pretty low priced favorite and not one that I would leave off any horizontal wagers I made.

Forever Unbridled is a sneaky horse in this race, as she is the late pace presence. It's been a while since she last raced at Saratoga when winning the G1 *Personal Ensign*, but if the pace is hot up front and **Elate** is unable to get clear to get first run on the leaders or gets embroiled in the pace duel, don't be shocked if she is able to rally at a good price. If the layoff doesn't get the better of her, she will be picking up some of the pieces late. Don't leave her out of your exacta's and trifecta's.

Paradise Woods returned to form when romping in the G1 *Zenyatta* at Santa Anita. This was after two very poor performances in the *Kentucky Oaks* and the *Torrey Pines*, which was held at Del Mar. The real question mark with this filly is whether or not she can win anywhere but in Arcadia since she has yet to succeed in doing so. No other participants in the *Zenyatta* will be running in the Distaff.

As for the other 3-year-old fillies in this race, *Kentucky Oaks* heroin **Abel Tasman** got a very strange ride by Mike Smith, being allowed to rally to the lead approaching the final turn before tiring from that early move. The most interesting longshot possibility in this field is **Champagne Room** who has only raced twice since winning the Breeders' Cup Juvenile fillies last year at 33 to 1. She ran a tiring third to Unique Bella in February and then returned in September to win the *Remington Park Oaks* convincingly and she continues to impress in the mornings. This year's "Champagne Room" might indeed be **Champagne Room** again.

If **Stellar Wind** races, I think she is a play against. She hasn't raced since the end of July and her worktab has not been very flattering. Sadler doesn't usually work his horses fast, so maybe that shouldn't be concerning, but for this type of a test I believe she needs to be working significantly quicker to be ready.

My main selection in this race is **Elate**, with the value plays being **Champagne Room** and **Forever Unbridled**.



Elate - Eclipse Sportswire / Breeders' Cup Photos ©

- Craig Spencer is a former jockey who won races at numerous tracks, including Finger Lakes and Turf Paradise. The second part of Craig's BC preview will be available at www.agameofskill.com

Breeders' Cup Q & A with...

Track Phantom

Q: This is the first Breeders' Cup at Del Mar. How are you expecting the main track and the turf course to play?

A: During the summer season, 65% of the routes on the turf were won by horses near the back of the pack early. Typically, Santa Anita turf, especially on Breeders' Cup days, has benefited speed. I think the turf races will be much fairer at Del Mar and open the door to play horses you might not have been able to at Santa Anita. Regarding the dirt course, it still benefits speed but not nearly to the degree that the Santa Anita dirt course played on Breeders' Cup days. Unless I see otherwise, I will not approach the 2017 Breeders' Cup with any surface bias considerations.

Q: With the new venue comes some race condition changes (Filly & Mare Turf at 1 1/8 miles, 14 horses in the Dirt Mile, etc.) - do you pay extra attention to these things?

A: Not really. Each race is handicapped on its own uniqueness. I do try to incorporate historical trends and tendencies but will mainly focus on each race independently.

Q: How do you see the Juvenile Fillies shaping up given the wide-open nature of the field?

A: Favorites have won the Juvenile Fillies over 50% in the 33 years of the race. In addition, those traveling on or near the lead have won 11 of the last 12 (92%) with seven going wire to wire. However, in that mix, you had some standouts on paper like Songbird and Beholder.

Some of the prep races leading up to this race have been on off-tracks or key players had trouble. This division is not yet proven and appears to be an opportunity to catch a price. Unless I develop a stronger opinion in the next few days, this would be a spread race for me.

Q: The Juvenile Turf had 27 pre-entrants. How will you be playing it?

A: Euros and closers. Euro shippers have won seven of ten versions of this race and they appear to be more heavily represented this year. I'm intrigued by Masar, if he runs. He has a blue-blooded turf pedigree. Dam won the 2011 UAE Oaks and 2011 UAE Derby. The third dam is a half to the Euro superstar, Galileo, and the 2009 Arc de Triomphe winner, Sea the Stars (a winner of over \$6M on turf). Even the fourth dam won the 1993 Arc de Triomphe. Trainer Charlie Appleby won this race in 2013 with

Outstrip, who looked a lot like Masar. If he doesn't run, I'll still be focusing on the Euro contingent.

Q: Can Oscar Performance or any of the North American contenders beat the European raiders in the Turf?

A: Euros have won 22 of 33 all-time. Since 2000 (17 years), US-based horses won just five times. It's actually four times if you count Main Sequence as a Euro (he had shipped in previously and won three Grade 1's that year in the US). The way the Euros breed, train and run their horses for distance, they have a huge edge over their US counterparts. The race tilts even more in the Euro corner now that it is being run on the fairer Del Mar turf. I am going to give a look to Sadler's Joy though. I think he was compromised by the slow pace set in most of his starts this year. I think the Turf will have a faster pace and we might see more from him late.

Q: Who is the favorite you're taking a stand against?

A: Maybe Drefong or Stellar Wind. I think both could easily win and have to be played defensively. Both will be overbet, especially Drefong. He got away uncontested with soft (for that level) early fractions in two of his last three starts (excluding the Bing Crosby where he was loose without a rider). In the Kings Bishop and the Forego, he was controlling speed, without much early company and went :45.4 and :45.2. Depending on who lines up here, most notably Imperial Hint, he will likely be pushed very hard. He could still roll as he is a very classy and talented sprinter but fading favorites in the Breeders' Cup is rarely an obvious proposition.

Q: Who is the horse you're most excited to bet?

A: Forever Unbridled might be one. I think she'll be a fair price given her chances and feel she is sitting on a career best race. She ran a game third in the Distaff last year and her two starts in 2017 have been impressive. I'm also interested in betting a horse like The Tabulator under Bolt d'Oro (who has no business losing the Juvenile). I saw The Tabulator in the paddock before the Prairie Meadows race and he looked unbelievable (and has run to the looks). I think he jumps up in the Juvenile.

Q: Classic: Gun Runner, a Baffert (which one), or someone else?

A: On paper, Gun Runner, but I have a hard time going against Baffert on big race days any longer after what he did in New York this summer. It seems when one of his horses fires on a big day, they all do. At this point, I'd still give the edge to Gun Runner, and I think the main contenders are the likely considerations (Gun Runner, Arrogate, West Coast) and am not very clever in this one.

Rob Henie: Handicapper Extraordinaire

By Vin Rogers

Friday ECHR Results: Saratoga, August 4, 2017

Race 1 sec choice Quick on the Draw 1st \$8.60
Race 2 **Top Pick** Luna Rising 1st \$4.20
Race 4 **Top Pick** Pauseforthebecause 1st \$4.00
Race 5 **Top Pick** Catapult 1st \$8.10
Race 7 **Top Pick** Conquest Sure Shot 1st \$12.00 (Win Wager)
Race 8 sec choice Petrov 1st \$7.60
Race 9 **Top Pick** Bricks and Mortar 1st \$10.20
Race 10 **Top Pick** Calculated Risker 1st \$7.50

Just another day at the office for Rob; amazing but not unusual. Rob's East and West Coast Reports have shown positive R.O.I.'s since their inception in 2012.

(Full disclosure: I have no connection, personal, financial, or otherwise to Ron Henie. I've never met him, nor phoned or emailed.)

I discovered Rob's incredible (and I use that word advisedly) reports a year ago. They consist of about ten pages of prose, not numbers, focusing on Belmont, Saratoga, Keenland, Del Mar, Santa Anita, and Gulfstream; usually one track at a time.

The grabber that caught my eye? "No numbers, no computers"! For me, that was stunning. I've always leaned in that direction; my university research was on the whole, more qualitative than quantitative – but thoroughbred handicapping has gone in a different direction over the past twenty years, e.g., speed figures, detailed numerical pace analyses, quantification of class, and computer number-crunching.

Rob is an anomaly; a fresh handicapping voice that is far more holistic in nature. In addition, he *daringly* tells it like it is, e.g., the questionable (in Rob's view) training methods used by some barns.

So far as I know, there's nothing out there like his reports – not the DRF, Brisnet, Rogazin's Sheets, Predictaform, Timeform, Thorograph, etc.

So – what *does* he do? What can you expect to find in a typical East or West Coast handicapping report?

The only way to adequately explain Rob's approach is with *examples*. So – let's begin with his insights into the star of our show, the *horse* itself.

The horse:

...**Scarf It Down (#7)**...will likely gain some confidence on or near the front against this particular group. Remember, horses are herd animals by nature, thus, when able to lead the pack they can often gain an instant swagger, an immediate confidence, and we'll look for a good try up front...

...**Sunny's Funny (#9)**...a debut is tough enough from the experience of the paddock with numerous onlookers, the crumpling of newspapers and loud voices (scenes not as common at 6 a.m. on the backside), the walk in front of a sometimes crowded grandstand, ending with the starting gate load next to multiple horses for the very first time. Throw the rail into the equation, where the wait to break is long, often and the reason for the typical slow break amongst many in their debut...

Class appraisals:

...#1 horse **Chapin** is 9-2 on the morning line, will take play, but we know that he exited a 40,000 race we graded as 1,500 types noting "the worst 40 of the entire Belmont meet" ...

...why should a horse coming off a possible career catalyst maiden win where confidence was finally gained finishing down the lane in front of the others, be looked at in a more negative light than horses who already won their maiden event and since have shown *nothing* against other multiple losers since that maiden score? Remember, *nobody* in this field has won a race outside of their maiden score...

Playing the claiming game:

...likely they're placing once again at this 25 level simply looking for a Saratoga win to go along with a possible claim check. If they win and *don't* get claimed, it makes the placements next time out easier, meaning the money's been accumulating since the 40,000 claim 11 months ago, and anything going forward is simply gravy; even a drop to 12,500 for a win and claim check would result in a 30,000 return...

Understanding layoffs:

...we much prefer runners from off the pace when returning from a layoff compared to the frontrunner, only needing to run the final 3/8 compared to the horse being asked to try and find a calming trip while on the front end from gate to wire, a tougher task...

On works:

...when Baker has a first-timer ready, this is the work pattern: 70% slow with a few good works mixed in along the way, exactly what we see here with this one...

...Kimmel gave him his early prep work at the beautiful Florida facility, Gold Mark, before Belmont. The drills are slow, but John saved for upstate, giving a leg up to Rajiv, and really, how good would he have to be to defeat this terrible bunch?...

(continued on next page)

Trips:

...it took her about one to two seconds too long to switch leads in her Gulfstream debut, but once she did, she found another gear running powerfully to the wire and galloping out great...

Track idiosyncrasies:

...the fact he ran respectively at Chester is useful, as that's a tough course needing an athletic effort...

Pedigree:

...the dam of this one is Twiggles, and this is her third foal. Her other two were both winners, both fillies like this one, and one of them broke her maiden at Belmont just two years ago in her second start...

Trainers:

...there are handful of trainers who are super good when it comes to stretching a runner out to the super long distances and Dickinson is one of them (others include McGaughey, Toner, Matz, Motion, and Jerkens)...

...claiming away from a "super feed" trainer such as Cox, Servis, Rodriguez, Baker, Brown, Pletcher, Diodoro, among others, is never a good thing. Avoid runners who move away from one of these barns...

...as we've been saying for months now, "super feed" trainer Jason Servis could win with a donkey off a Tijuana streetcorner...

You get it *all* with Rob's reports: trips, trainers, jocks, works, and more. He uses basic DRF past performances, videos, personal notes and observation; "I'm old school," he says. Reading them is like going to handicapping grad school.

But they present a daunting challenge for *me*, i.e., it's tempting to simply play his selections, but that would be like playing tennis with the net down. I must resist that temptation. I want this old brain to solve the problem – so – no ECHR until I've completed *my* analyses; then, fine-tune with Rob's help.

Rob is subjective, observational, personal, and dependent on his intimate knowledge of horses and the people who work with them. His analyses are like a breath of fresh air in the ever more data-driven approaches to handicapping. It's hard, tedious work; but the results speak for themselves.

Horseplayer Alert! - Vin Rogers has a book available for order on Amazon that was published this July.

Titled Horseracing From the Inside Out: Owning, Training, and Betting Thoroughbreds, it is available for purchase [here](#).

Breeders' Cup Q & A with...

Nicolle Neulist

Q: This is the first Breeders' Cup at Del Mar. How are you expecting the main track and the turf course to play?

A: This is going to be one of the toughest parts of Breeders' Cup for me, since I rarely play California. Furthermore, the track can play a little differently in the fall than it does in the summer. In short, I don't have a great answer for that yet. I've made my assessments of the horses' running styles, speed, class, and relative skill, and that's enough to give me a handicapping baseline. But? I'm going to watch closely how the track plays through racing Wednesday and Thursday, and even into the undercard. If I notice a particular running style or post position area that is tending to be more live (or, less live!) through that time, I'll take that into consideration as I finalize my plays.

Q: With the new venue comes some race condition changes (Filly & Mare Turf at 1 1/8 miles, 14 horses in the Dirt Mile, etc.) - do you pay extra attention to these things?

A: Distance has always been a significant factor in my handicapping; horses can like a distance, but even just a sixteenth of a mile either way can throw them off or dull their punch. Particularly in a wide-open field featuring the best horses in the world, affinity or distaste for and the specific distance of a race can speak loudly to sway me for or against a particular horse.

The distances changed for both the Turf Sprint and the Filly and Mare Turf. With the Turf Sprint being five furlongs on the flat as opposed to Santa Anita's six and a half down the hill, I'll be focusing on horses who like the true turf dashes – in other words, back to "normal", as compared to focusing on hill mavens when doing my selections last year. On the other hand, the distance of the Filly and Mare Turf makes it more of an outlier – an odd space between the shorter mile and a sixteenth turf routes so common in America and the longer mile and a quarter, mile and a half races so common in Europe, and that we even see here in late-season races like the Flower Bowl, the Rodeo Drive, and the E. P. Taylor. There's a bit less distance affinity information on which to go – except with the likely favorite, Lady Eli, who is a perfect three-for-three at the distance! – so the Filly and Mare Turf requires identifying horses versatile enough to shorten up or stretch out to nine furlongs.

The field size in the Dirt Mile, on the other hand, fazes me less than the distance alterations. It turned out to be a non-issue, as only ten drew in. That said – had it drawn 14? I'd have looked for horses with success in such large
(continued on next page)

fields, and it would have been even more difficult (yet even more critical) to try and suss out who was going to get a clean trip.

Q: How do you see the Juvenile Fillies shaping up given the wide-open nature of the field?

A: After the post draw, with Dixie Moon and Juliet Capulet marooned on the outside, Ultima D looks the likely pace of the race. She'll be prompted to her outside, at least by Dixie Moon, suggesting the pace should be honest though perhaps not torrid – no one will be stealing this race. The better horses in this race will be running late – but, who's first, best, or both?

Rushing Fall will be well-backed, as Chad Brown has had so much success in the race, and she comes off an impressive win at Keeneland. But, will Rushing Fall outkick Happily and September? Aidan O'Brien comes into this race with a strong pair – with Happily the stronger of the two, as she not only beat September two back in the Moyglare Stud Stakes, but also beat Juvenile Turf morning line favorite Masar in the Prix Jean-Luc Lagardere. Happily also has the likely tactical advantage, to sit a bit closer to the going than her stablemate or Rushing Fall.

Q: The Juvenile Turf had 27 pre-entrants. How will you be playing it?

A: I focused on note-taking before the draw on Monday – it was a good time to get to know the field beforehand, with the 27 pre-entrants, but was hard to get any kind of concrete idea of how the race was going to set up before getting that final word on who was in and who was out. The fact that U S Navy Flag didn't enter (despite being pre-entered) made it a lot more open than it would have been otherwise, as his form stood out as the clear class of the field.

Based on who has drawn in? Europeans, and even more specifically the "B" Europeans, tend to do well in the race. Aidan O'Brien has already won three renditions of this race, and could win a fourth here with Mendelssohn. The Scat Daddy half to Beholder and Into Mischief has already won going a mile, and took a huge step forward in the Dewhurst last out with the addition of blinkers. That's who I'll be leaning on most heavily, and likely playing in my contests. Beckford and Masar have top-level form already and stand to take a step forward on the better ground, and even Royal Ascot upset winner Rajasinghe has upside at massive odds given his tactical versatility and the firmer going. Sure, there are a few stateside sorts who could snag pieces underneath: Encumbered and My Boy Jack like the course (though they both need to step up massively in class), Untamed Domain is in nice form, and Voting Control showed some serious promise first out. But, on top and most prominently, I'll be using overseas raiders.

Q: Can Oscar Performance or any of the North American contenders beat the European raiders in the Turf?

A: I would be shocked to see one of the Americans win the Breeders' Cup Turf. Oscar Performance's far-outside post draw hinders his chances. Even if he had drawn a bit better, Beach Patrol stands as the most-likely American hope in the Breeders' Cup Turf, as he always found the frame in the revolving door that was the American male turf division over the first two-thirds of the year, but has become a clear standout after winning the Arlington Million and then demolishing the field in the Joe Hirsch.

Even so? Ulysses and Highland Reel look a tough one-two punch. Both of them have been running against the best horses in the world over and over again, and making good account of themselves. Ulysses has been the best of the European turf set at this distance, among horses not named Enable. (Thank goodness Enable didn't come – we avoid a third straight year of Can The Arc Winner Win The BC Turf!) Highland Reel has danced every dance, and the unfavorable draw for Oscar Performance also helps. Even Decorated Knight, who looked to be tailing off a bit after a strong spring, ran a race last out in the Irish Champion Stakes that makes him a credible foe to Ulysses and Highland Reel.



Highland Reel - photo by [Penelope P. Miller](#), [America's Best Racing](#)

Among the Americans, there are a few who could hit the board. Beach Patrol is the obvious, albeit short-priced, candidate on current form. A less heralded and longer-priced option to get a share is Bigger Picture. Though quiet since a close third in the Sword Dancer, trainer Mike Maker excels off of lays, and Bigger Picture has fired well fresh himself. He has tactical versatility and good mile and a half form, and his best race could make a trifecta or a superfecta pay well.

Q: Who is the favorite you're taking a stand against?

A: Rushing Fall, in the Juvenile Fillies. Yes, her victory at Keeneland looked good, and trainer Chad Brown has been
(continued on next page)

good in this race. But, as discussed above, the pace does not stand to be torrid. With Happily almost certain to get the jump, and even September so possible to do so as well as compared to Rushing Fall, she has two extremely good horses to outfinish. Taking a short price on Rushing Fall, particularly to beat the better proven and more forwardly-placed Happily, is not my cup of tea.

Q: Who is the horse you're most excited to bet?

A: Suedois, in the Mile. He'll be a price – Ribchester stands to take money on class, and World Approval and Heart to Heart stand to take money given that they are the well-known North Americans in the level.

After years of underneath shares in top-class sprints, David O'Meara has reinvented his charge as a miler, with great results so far. His first American race was a success, a late-charging win in the Shadwell Turf Mile at Keeneland. That day, he ran down Heart to Heart – a foe who will have an even tougher time up front since Midnight Storm and he drew the 1-2 gates.

Will Suedois have to run his best to out-close the top European miler for so much of the year, Ribchester? Sure, and there's a chance that top-class foe will improve off his last thanks to the move to better ground. But, a bit of this smacks of "one race too many" for Ribchester – and, if that's the case, that loss could very well be Suedois's gain.

If I had my druthers, the Marathon would still be a Breeders' Cup race – so let's give an honorable mention to Archanova in the Marathon. Ian Wilkes does not have a Breeders' Cup horse, or even any other Breeders' Cup undercard horses, but sent this long-winded Archarcharch gelding west for the Marathon. He has made a nice impression on track since the weekend, and looks fit to carry the weight of my wagering dollars all 14 furlongs on Friday.


Q: Classic: Gun Runner, a Baffert (which one), or someone else?

A: I'm with Arrogate to pull the repeat – he is the best mile and a quarter dirt horse in training. At any other racetrack, he would have been a much easier Breeders' Cup Classic pick for me. But, he has reasons to improve off his second-place effort in the Pacific Classic, a race which was itself a big step forward from his non-effort in the San Diego. In the Pacific Classic, Arrogate was catching up with Collected late, even though Collected had things so much his way on the front in the Pacific Classic. That day he had it a lot easier on the lead than he will in the Breeders' Cup – not only will Collected have more competition on the front, but he'll have to send from the outside. Arrogate can, and will, lie in wait. The big grey should have little trouble handling the rail draw. He has done well from the rail all three times he has drawn it, and one of those winning rail efforts did come from off the pace. All things considered, the Pacific Classic was a race with enough upside to suggest that Bob Baffert can have Arrogate ready to win his swan song.

Previewing the Breeders' Cup F&M Turf

By [Mike Adams](#)

1. War Flag: Shug has her steadily improving all summer, and she ran a big race to win the Flower Bowl. She would need to take another step forward to beat these, but she could get an ideal trip from the inside and could upset at a price.



2. Senga: Was quite poor in the Prix de l'Opera in her last but she may be better suited to firm turf and adding Lasix. Hard to recommend her off her current form, but if she runs back to her June win in the Prix de Diane she could win here at a huge price

3. Birdie Gold: The real unknown here. Comes in from Argentina for Gary Mandella. Guessing she is not good enough to beat these, but she has been working well and Mandella is a very solid trainer.

4. Zipessa: Upset in the First Lady at Keeneland at 16-1. She is a wonderful filly, but she looks a little over-matched here

5. Wuheida: Has had a world wind campaign and was very solid fourth in the Prix de l'Opera. She will be much more suited to the 1 1/8 mile of this race and is a major contender here. Not sure about her 20-1 morning line, but she is a must use here

6. Cambodia: Two-for-two at Del Mar and should get an ideal trip from post six. Tom Proctor has given her four solid works, and she should give us her best race. Is she good enough to beat these? Maybe.

7. Dacita: Is in fantastic form. I thought she was lucky to win a very slow Beverly D but came back and ran huge in the Flower Bowl. I think she is a step behind Lady Eli, but she could upset again

(continued on next page)

8. Grand Jete: Switched up the tactics in the Flower Bowl and was beaten by War Flag and Dacita. She looks like she is a step behind the top fillies here, but if she gets a trip she could easily upset.

9. Lady Eli: What can you say about this warrior? She has the heart of a lion. Post nine won't help her, but she will be there at the end and if you are going to win this race you have to beat her.



Lady Eli - photo by [Penelope P. Miller, America's Best Racing](#)

10. Queen's Trust: The defending champ comes in off a poor effort at Chantilly. She may reignite her form back in California but her 2017 campaign has not been as solid and she is hard to recommend unless she turns back time to 2016.

11. Nezwah: Tough filly to figure out. Has disappointed in both her North America races. Does she hate soft turf? Her effort in the Darley Oaks and the Pretty Polly make her a strong contender but if the Woodbine form shows up she won't hit the board here.

12. Avenge: Papa Mandella has this mare coming in off a win the Miss Rodeo Drive. She is two-for-three at Del Mar, and she figures to be forwardly placed. She may get overlooked in the wagering and could get a perfect trip.

13. Goodyearforroses: Nearly beat Lady Eli back in May and was excellent in her only Del Mar race. Would not be shocked if she wins, but I think she is a step behind these. She will need her best effort to win here

14. Rhododendron: Was excellent in winning the Prix de l'Opera at Chantilly in early October. Will be interesting to see how she runs here. Back to her top form from May and early June or was her French race an aberration. I question if she can run her best race on firm ground and for me I think she will be overbet.

Mike's Breeders' Cup Q & A

Q: This is the first Breeders' Cup at Del Mar. How are you expecting the main track and the turf course to play?

A: I am hoping the main track and the turf will be fair, but I plan to watch the races Wednesday and Thursday to get a feel for it. With Del Mar being so close to the ocean the track has the chance to be closer friendly and speed friendly.

Q: With the new venue comes some race condition changes (Filly & Mare Turf at 1 1/8 miles, 14 horses in the Dirt Mile, etc.) - do you pay extra attention to these things?

A: Yes. Outside posts in the Dirt Mile could make it very challenging and there are some horses in the Filly and Mare turf that may be better at 1 1/8 miles.

Q: How do you see the Juvenile Fillies shaping up given the wide-open nature of the field?

A: Separation of powers looks like a standout to me. Post 13 will be tough, but I think she will love two turns and is the one to beat to me

Q: The Juvenile Turf had 27 pre-entrants. How will you be playing it?

A: I like both Masar and James Garfield from Europe. Snapper Sinclair is the horse to play at a price

Q: Can Oscar Performance or any of the North American contenders beat the European raiders in the Turf?

A: I think Talismanic, Highland Reel and Ulysses are the ones to beat. The US horse to watch is Beach Patrol, who has been sensational his last two starts.

Q: Who is the favorite you're taking a stand against?

A: Probably Stellar Wind. There are lots of favorites in tough races but I think Elate is going to be very tough in the Distaff

Q: Who is the horse you're most excited to bet?

A: Sound and Silence in the Juvenile Turf Sprint (not a BC race), Elate in the Distaff, Wuheida is the Filly and Mare Turf and Mubtaahij in the Classic

Q: Classic: Gun Runner, a Baffert (which one), or someone else?

A: I think the race sets up perfectly for Mubtaahij.



Breeders Crown Recap

By Greg Reinhart

Just like the Breeders' Cup, harness racing's Breeders Crown had a first-time host this year, with Hoosier Park in Indiana welcoming the best the sport has to offer last Friday and Saturday for two nights of championship events.

Six Breeders Crown events were staged both nights, and the Mare Trotters kicked things off on Friday with favored Emoticon Hanover and driver Dan Dube winning over three rivals in 1:53 4/5.

Next up on Friday were the 2-year-old filly trotters, and Manchego kicked off a big weekend for driver Yannick Gingras and trainer Jimmy Takter with a 1:54 4/5 win after a pocket trip. The daughter of Muscle Hill is now a perfect 12-for-12 and has gotten some buzz for Horse of the Year on social media.

Blazin Britches, who had been off form recently, was back in top gear on Friday night, brushing to the top before the half and winning the final for 3-year-old pacing fillies in 1:52 1/5, defeating a first-over Caviart Ally, the Jugette champion

Gingras and Takter were back in victory lane again after the 3-year-old filly trot when Ariana G romped to a 5 1/4 length victory in 1:54 3/5. Ariana G, the winner of the Hambletonian Oaks, is also a serious contender for Horse of the Year honors.

Youaremycandygirl gave Gingras a hat trick on the night when she went gate-to-wire to win the 2-year-old filly pace in 1:53 2/5. Trained by Ron Burke, Youaremycandygirl has sewn up year-end honors for the division with that win, plus her victory in the rich She's A Great Lady Stakes final at Mohawk and a world record at The Red Mile.

Takter also collected a Breeders Crown trophy following the Mare Pace when Pure Country pulled the night's biggest upset, rallying from mid-pack to win in 1:52 1/5 at odds of 14-1. Now a two-time Crown winner, Pure Country was driven by Mark MacDonald.

After rain fell and left the track sloppy on Friday, conditions were improved on Saturday and the track was fast. Hannelore Hanover, who would get my vote for Horse of the Year, was the first winner of the night, taking the Open Trot against male foes in 1:52 1/5. The Burke-trained 5-year-old mare has also won the Maple Leaf Trot at Mohawk against the boys, and the Allerage Farms at The Red Mile, which she took in 1:49 2/5, the fastest mile ever trotted by a mare and only two-fifths of a second off

the overall record set by Sebastian K at Pocono.

The Indiana Sire Stakes program scored a big win in the 2-year-old colt trot when Fiftydallarbill rallied off cover to win the race in 1:55 for locally-based driver Trace Tetrick and trainer Bill Crone.

Stay Hungry also used a stretch kick from off a helmet to win the 2-year-old colt pace in 1:50 4/5, giving Canadian driver Doug McNair his first Crown. Stay Hungry, by Somebeachsomewhere and out of three-time Crown winner My Little Dragon, is trained by Tony Alagna, who has had previous standouts like Captaintreacherous and Artspeak.

What The Hill, who was disqualified out of the win in the Hambletonian final after causing interference in the stretch, won the 3-year-old colt trot in 1:52 3/5, giving David Miller his first Crown of the weekend and Burke his third. The Muscle Hill colt also won the Canadian Trotting Classic at Mohawk after his unfortunate placing in harness racing's biggest race.


Beckhams Z Tam scored a popular and emotional hometown win in the 3-year-old colt pace. Trained by Jamie Macomber and driven by her husband Ricky Macomber Jr., Beckhams Z Tam sprinted home in 25 4/5 off a second-over trip and out-sprinted favored Downbytheseaside to the wire, winning by a quarter of a length in 1:51 1/5.



Beckhams Z Tam – Dean Gillette Photography

Split The House, making just his sixth start of 2017 and sent off at 8-1, completed the Crown winners, coming up the passing lane in the stretch to win the Open Pace in 1:48 1/5. The 5-year-old Rocknroll Hanover gelding was driven by Brett Miller for trainer Chris Oakes.

The attention in harness racing now shifts to the big Standardbred Horse Sale in Harrisburg, Pennsylvania, next week, and to the Meadowlands, which opens their fall meet on Saturday, November 4. The Meadowlands will host four Kindergarten Series finals for 2-year-olds on Saturday, and the Fall Four stakes for 2-year-old of both sexes and gaits and the TVG finals for older competitors on November 25.



MEADOWLANDS.
PICK 10
SURVIVOR
WHO WILL SURVIVE?

**Begins November 4. Pick the Winner of Each Race 1-10
Last to Survive Wins the Pool!**

WAGERING & PAYOUT FORMAT

SURVIVOR POOLS

(1) The Survivor pool requires selection of the first-place finisher in each of ten contests. The association must obtain written approval from the Commission concerning the scheduling of Survivor contests. Any change to the approved Survivor format requires prior approval from the Commission.

(2) The Commission (Takeout) rate will be 15.000%, based on a \$0.20 minimum wager.

(3) The Survivor pool shall be apportioned using the following method:

(a) The Survivor pool requires that ticket holders correctly select the winner of each sequential leg in order to remain alive in the pool.

(b) If at any time there is only one ticket remaining which has correctly selected the winner in each leg contested to that point then the pool is at an end and that ticket is the winner regardless of whether the remaining legs result in winning selections.

(c) If at any time there are multiple tickets remaining which correctly selected the winner in each leg contested to that point but none of these correctly select the winner of the subsequent leg then the pool is at an end and those tickets are the winners regardless of whether the remaining legs result in winning selections. Each of these tickets shall be apportioned a payout.

(d) If all ten contests are completed and there are multiple tickets which correctly selected the winner in each leg then those tickets are the winners. Each of those tickets shall be apportioned a payout.

(e) The net Survivor pool shall be distributed as a single price pool to those who sequentially selected the first-place finisher in the greatest number of Survivor contests, based upon the official order of finish.

(f) All winning payouts shall be made after the conclusion of the 10th contest.

(g) If there are no winning wagers, the pool is refunded. There is no Carry Over associated with this pool.

UNIQUE WINNING TICKET

Unique winning ticket, as used in this subsection, shall be defined as having occurred when:

(A) there is one and only one winning ticket that remains alive as a result of having correctly selected the first-place finisher in the most consecutive sequential legs comprising the Survivor contests, based upon the official order of finish, to be verified by the unique serial number assigned by the tote company that issued the winning ticket; or

(B) the total amount wagered on one and only one winning combination that remains alive as a result of having correctly selected the first-place finisher in the most consecutive sequential legs comprising the Survivor contests, based upon the official order of finish, is equal to the minimum allowable wager.

(4) If there is a dead heat for first in any of the Survivor contests involving:

(a) Contestants representing the same betting interest, the Survivor pool shall be distributed as if no dead heat occurred.

(b) Contestants representing two or more betting interests, the Survivor pool shall be distributed as a single price pool with each winning wager receiving an equal share of the profit.

(5) Should a betting interest in any of the Survivor contests be scratched, the actual favorite, as evidenced by total amounts wagered in the Win pool at the host association for the contest at the close of wagering on that contest, shall be substituted for the scratched betting interest for all purposes, including pool calculations. In the event

that the Win pool total for two or more favorites is identical, the substitute selection shall be the betting interest with the lowest program number. The totalisator shall produce reports showing each of the wagering combinations with substituted betting interests which became winners as a result of the substitution, in addition to the normal winning combination.

(6) The Survivor pool shall be cancelled and all Survivor wagers for the individual performance shall be refunded if all races comprising the pool are cancelled or declared "no contest".

(7) If at least one contest included as part of a Survivor is cancelled or declared "no contest", but not more than the number specified in subsection 6 of this rule, the net pool shall be distributed as a single price pool to those whose selection finished first in the greatest number of Survivor contests for that performance.

(8) If the condition of the course warrants a change of racing surface in any of the legs of the Survivor races, and such change was not known to the public prior to the closing of wagering for the Survivor pool, the stewards shall declare the changed leg(s) a "no contest" for Survivor wagering purposes only.

(9) A "no contest" race is not to be considered as a contested race. The Survivor pool will advance all tickets which remained alive in the previous leg of the pool.

(10) With the written approval of the Commission, the association may contribute to the Survivor pool a sum of money up to an amount approved by the Commission.



MEADOWLANDS
RACING & ENTERTAINMENT.

The Back Page

Breeders' Cup Stats Pack (2010-16)

These stats were pulled from a Breeders Cup only database spanning the last 7 years (2010-2016.). The stats presented below are for both Friday and Saturday within each category.

The categories are dirt sprint, dirt route, and turf all distances.

Note: I decided not to create a separate turf sprint category because of small sample size.
(Only 15 turf sprints have been run on BC fri and sat over the past 7 years.)

From a betting perspective, The Breeders Cup is very different than what you get for a typical weekend of racing. In many of the races the fields are large and true contention runs deep. That means favorites have a lower win percentage than normal. It also means when you have a valid opinion and one of your contenders wins - you can get paid.

Good luck to all.

--Jeff Platt

Note – all trainer/rider and sire stats are in the appendix

DIRT SPRINT...

By: Odds Rank

Rank	P/L	Bet	Roi	Wins	Plays	Pct	Impact	AvgMut
1	-10.40	94.00	0.8894	16	47	.3404	3.2340	5.23
2	-23.60	90.00	0.7378	8	45	.1778	1.6889	8.30
3	-21.60	92.00	0.7652	7	46	.1522	1.4457	10.06
4	-77.40	94.00	0.1766	1	47	.0213	0.2021	16.60
5	20.40	90.00	1.2267	5	45	.1111	1.0556	22.08
6	-13.60	86.00	0.8419	3	43	.0698	0.6628	24.13
7	-13.00	84.00	0.8452	3	42	.0714	0.6786	23.67
8	-23.60	66.00	0.6424	1	33	.0303	0.2879	42.40
9	15.60	62.00	1.2516	1	31	.0323	0.3065	77.60
10	-1.80	42.00	0.9571	1	21	.0476	0.4524	40.20
11	-28.00	28.00	0.0000	0	14	.0000	0.0000	0.00
12	-26.00	26.00	0.0000	0	13	.0000	0.0000	0.00
13	-12.00	12.00	0.0000	0	6	.0000	0.0000	0.00
14	-8.00	8.00	0.0000	0	4	.0000	0.0000	0.00

By: Morning Line Rank

Rank	P/L	Bet	Roi	Wins	Plays	Pct	Impact	AvgMut
1	-16.00	94.00	0.8298	14	47	.2979	2.8298	5.57
2	14.00	106.00	1.1321	12	53	.2264	2.1509	10.00
3	-56.80	104.00	0.4538	3	52	.0577	0.5481	15.73
4	-35.40	124.00	0.7145	7	62	.1129	1.0726	12.66
5	-66.00	84.00	0.2143	1	42	.0238	0.2262	18.00
6	-9.40	92.00	0.8978	2	46	.0435	0.4130	41.30
7	-25.40	80.00	0.6825	2	40	.0500	0.4750	27.30
8	-3.40	36.00	0.9056	2	18	.1111	1.0556	16.30
9	-37.60	60.00	0.3733	1	30	.0333	0.3167	22.40
10	65.00	42.00	2.5476	2	21	.0952	0.9048	53.50
11	-12.00	12.00	0.0000	0	6	.0000	0.0000	0.00
12	-28.00	28.00	0.0000	0	14	.0000	0.0000	0.00
13	-8.00	8.00	0.0000	0	4	.0000	0.0000	0.00
14	-4.00	4.00	0.0000	0	2	.0000	0.0000	0.00

By: HDW RunStyle

Value	P/L	Bet	Roi	Wins	Plays	Pct	Impact	AvgMut	
0	3.20	132.00	1.0242	10	66	.1515	1.4394	13.52	E
15	-46.20	110.00	0.5800	4	55	.0727	0.6909	15.95	EP
30	-74.40	116.00	0.3586	4	58	.0690	0.6552	10.40	P
45	-80.00	252.00	0.6825	16	126	.1270	1.2063	10.75	PS
60	28.40	210.00	1.1352	12	105	.1143	1.0857	19.87	S
75	-46.00	46.00	0.0000	0	23	.0000	0.0000	0.00	SS
90	-8.00	8.00	0.0000	0	4	.0000	0.0000	0.00	U

THE HORSEPLAYER MONTHLY, BROUGHT TO YOU BY THE HORSEPLAYERS ASSOCIATION OF NORTH AMERICA

By: Gate Draw from the rail out

Rail Pos	P/L	Bet	Roi	Wins	Plays	Pct	Impact	AvgMut
1	-12.20	92.00	0.8674	5	46	.1087	1.0326	15.96
2	-78.60	92.00	0.1457	2	46	.0435	0.4130	6.70
3	-53.80	92.00	0.4152	5	46	.1087	1.0326	7.64
4	-42.20	92.00	0.5413	5	46	.1087	1.0326	9.96
5	14.00	92.00	1.1522	7	46	.1522	1.4457	15.14
6	-75.40	86.00	0.1233	2	43	.0465	0.4419	5.30
7	17.00	82.00	1.2073	7	41	.1707	1.6220	14.14
8	-47.80	68.00	0.2971	3	34	.0882	0.8382	6.73
9	7.60	62.00	1.1226	5	31	.1613	1.5323	13.92
10	35.60	42.00	1.8476	1	21	.0476	0.4524	77.60
11	-20.00	28.00	0.2857	1	14	.0714	0.6786	8.00
12	12.60	26.00	1.4846	2	13	.1538	1.4615	19.30
13	28.20	12.00	3.3500	1	6	.1667	1.5833	40.20
14	-8.00	8.00	0.0000	0	4	.0000	0.0000	0.00

 BY TRACK WHERE LAST RACED sorted by Track Code Run Date: 11/1/2017 5:59:59 AM

TRACKLAST	PLAYS	WINS	WIN PCT	WIN IMPACT	WIN ROI	PLACES	PLACE PCT	PLACE ROI
ASC	3	0	0	0	0	0	0	0
BEL	9	2	0.2222	2.7405	1.0778	2	0.2222	0.5444
CDX	2	0	0	0	0	0	0	0
CHY	2	0	0	0	0	0	0	0
DMR	15	2	0.1333	1.644	1.1067	4	0.2667	1.78
DUN	1	0	0	0	0	0	0	0
GPX	1	0	0	0	0	0	0	0
HAR	1	0	0	0	0	1	1	10.3
HOL	6	1	0.1667	2.056	1.3167	1	0.1667	0.6167
KDX	7	0	0	0	0	1	0.1429	1.5286
KEE	33	4	0.1212	1.4948	1.1545	9	0.2727	1.3121
LRC	3	0	0	0	0	0	0	0
MEY	1	0	0	0	0	0	0	0
NBY	1	0	0	0	0	0	0	0
NEW	2	0	0	0	0	0	0	0
PHA	6	0	0	0	0	1	0.1667	0.5667
PLN	1	0	0	0	0	0	0	0
SAR	3	0	0	0	0	0	0	0
SAX	77	4	0.0519	0.6401	0.2052	10	0.1299	0.3351
WOX	11	2	0.1818	2.2422	1.0455	2	0.1818	0.5727

Dirt Route Stats....

DIRT ROUTE...

By: Odds Rank

Rank	P/L	Bet	Roi	Wins	Plays	Pct	Impact	AvgMut
1	-32.20	110.00	0.7073	15	55	.2727	2.8075	5.19
2	-25.20	98.00	0.7429	8	49	.1633	1.6807	9.10
3	-20.60	98.00	0.7898	7	49	.1429	1.4706	11.06
4	-24.60	104.00	0.7635	5	52	.0962	0.9898	15.88
5	-30.40	100.00	0.6960	3	50	.0600	0.6176	23.20
6	-74.20	104.00	0.2865	1	52	.0192	0.1980	29.80
7	-43.40	94.00	0.5383	2	47	.0426	0.4380	25.30
8	74.80	96.00	1.7792	4	48	.0833	0.8578	42.70
9	23.00	80.00	1.2875	2	40	.0500	0.5147	51.50
10	-60.00	60.00	0.0000	0	30	.0000	0.0000	0.00
11	104.40	50.00	3.0880	2	25	.0800	0.8235	77.20
12	170.80	32.00	6.3375	2	16	.1250	1.2868	101.40
13	-16.00	16.00	0.0000	0	8	.0000	0.0000	0.00
14	-8.00	8.00	0.0000	0	4	.0000	0.0000	0.00

By: Morning Line Rank

Rank	P/L	Bet	Roi	Wins	Plays	Pct	Impact	AvgMut
1	-58.00	102.00	0.4314	10	51	.1961	2.0185	4.40
2	-9.60	132.00	0.9273	13	66	.1970	2.0276	9.42
3	-70.80	106.00	0.3321	3	53	.0566	0.5827	11.73
4	-2.20	104.00	0.9788	6	52	.1154	1.1878	16.97

THE HORSEPLAYER MONTHLY, BROUGHT TO YOU BY THE HORSEPLAYERS ASSOCIATION OF NORTH AMERICA

5	-26.80	102.00	0.7373	4	51	.0784	0.8074	18.80
6	51.00	116.00	1.4397	5	58	.0862	0.8874	33.40
7	-43.00	96.00	0.5521	2	48	.0417	0.4289	26.50
8	-46.00	94.00	0.5106	2	47	.0426	0.4380	24.00
9	-7.40	92.00	0.9196	2	46	.0435	0.4476	42.30
10	39.20	46.00	1.8522	1	23	.0435	0.4476	85.20
11	122.60	24.00	6.1083	2	12	.1667	1.7157	73.30
12	93.40	32.00	3.9188	1	16	.0625	0.6434	125.40
13	-2.00	2.00	0.0000	0	1	.0000	0.0000	0.00
14	-2.00	2.00	0.0000	0	1	.0000	0.0000	0.00

By: HDW RunStyle

Value	P/L	Bet	Roi	Wins	Plays	Pct	Impact	AvgMut	
0	122.00	100.00	2.2200	8	50	.1600	1.6471	27.75	E
15	10.80	108.00	1.1000	8	54	.1481	1.5251	14.85	EP
30	-1.40	66.00	0.9788	5	33	.1515	1.5597	12.92	P
45	-34.60	324.00	0.8932	14	162	.0864	0.8896	20.67	PS
60	-30.00	228.00	0.8684	7	114	.0614	0.6321	28.29	S
75	-22.80	162.00	0.8593	7	81	.0864	0.8896	19.89	SS
90	-5.60	62.00	0.9097	2	31	.0645	0.6641	28.20	U

By: Gate Draw from the rail out

Rail Pos	P/L	Bet	Roi	Wins	Plays	Pct	Impact	AvgMut
1	-0.60	102.00	0.9941	5	51	.0980	1.0092	20.28
2	-59.80	102.00	0.4137	2	51	.0392	0.4037	21.10
3	-78.00	102.00	0.2353	3	51	.0588	0.6055	8.00
4	4.00	102.00	1.0392	8	51	.1569	1.6148	13.25
5	41.60	102.00	1.4078	6	51	.1176	1.2111	23.93
6	152.80	100.00	2.5280	6	50	.1200	1.2353	42.13
7	-55.00	98.00	0.4388	4	49	.0816	0.8403	10.75
8	115.00	94.00	2.2234	8	47	.1702	1.7522	26.13
9	25.60	82.00	1.3122	3	41	.0732	0.7532	35.87
10	-33.60	60.00	0.4400	3	30	.1000	1.0294	8.80
11	-40.40	50.00	0.1920	1	25	.0400	0.4118	9.60
12	-9.20	32.00	0.7125	2	16	.1250	1.2868	11.40
13	-16.00	16.00	0.0000	0	8	.0000	0.0000	0.00
14	-8.00	8.00	0.0000	0	4	.0000	0.0000	0.00
15	0.00	0.00	0.0000	0	0	.0000	0.0000	0.00
16	0.00	0.00	0.0000	0	0	.0000	0.0000	0.00
17	0.00	0.00	0.0000	0	0	.0000	0.0000	0.00
18	0.00	0.00	0.0000	0	0	.0000	0.0000	0.00
19	0.00	0.00	0.0000	0	0	.0000	0.0000	0.00

 BY TRACK WHERE LAST RACED sorted by Track Code Run Date: 11/1/2017 5:58:26 AM

TRACKLAST	PLAYS	WINS	WIN PCT	WIN IMPACT	WIN ROI	PLACES	PLACE PCT	PLACE ROI
APX	5	1	0.2	2.4146	0.5	1	0.2	0.34
ASC	12	3	0.25	3.0183	2.4917	3	0.25	1.1667
BEL	97	9	0.0928	1.1204	1.3134	21	0.2165	0.8691
CBY	1	1	1	12.0732	12.5	1	1	5.6
CDX	2	0	0	0	0	0	0	0
CHY	5	1	0.2	2.4146	0.96	1	0.2	0.52
CUR	8	0	0	0	0	0	0	0
DEA	3	1	0.3333	4.024	2.3333	1	0.3333	1.3
DEL	2	0	0	0	0	0	0	0
DMR	29	1	0.0345	0.4165	0.3138	5	0.1724	0.5759
DON	3	0	0	0	0	1	0.3333	0.8333
DUN	6	1	0.1667	2.0126	1.3667	2	0.3333	1.3167
FPX	2	0	0	0	0	0	0	0
GGX	1	0	0	0	0	0	0	0
GPX	2	0	0	0	0	1	0.5	1.65
HAW	3	0	0	0	0	0	0	0
HOL	2	0	0	0	0	1	0.5	2.25
HST	1	0	0	0	0	0	0	0
KDX	5	0	0	0	0	1	0.2	0.44
KEE	85	6	0.0706	0.8524	0.4412	9	0.1059	0.2741
LBS	1	0	0	0	0	0	0	0
LCH	34	4	0.1176	1.4198	1.5735	10	0.2941	1.2882

THE HORSEPLAYER MONTHLY, BROUGHT TO YOU BY THE HORSEPLAYERS ASSOCIATION OF NORTH AMERICA

LEO	6	0	0	0	0	3	0.5	0.9833
LRC	1	0	0	0	0	0	0	0
LRL	3	0	0	0	0	0	0	0
MON	1	0	0	0	0	0	0	0
MTH	1	0	0	0	0	0	0	0
NBY	4	2	0.5	6.0366	3.95	2	0.5	1.975
NEW	34	4	0.1176	1.4198	1.1118	6	0.1765	0.8294
PID	2	0	0	0	0	0	0	0
RED	1	0	0	0	0	0	0	0
RET	1	0	0	0	0	0	0	0
RPX	1	0	0	0	0	0	0	0
SAL	1	0	0	0	0	0	0	0
SAP	1	0	0	0	0	0	0	0
SAR	5	0	0	0	0	0	0	0
SAX	79	2	0.0253	0.3055	0.557	5	0.0633	0.3924
SIX	1	0	0	0	0	0	0	0
STC	1	0	0	0	0	0	0	0
WDS	1	0	0	0	0	0	0	0
WOX	39	5	0.1282	1.5478	3.1795	8	0.2051	1.8462
YOR	3	0	0	0	0	0	0	0

TURF, ALL DISTANCES...

By: Odds Rank

Rank	P/L	Bet	Roi	Wins	Plays	Pct	Impact	AvgMut
1	-52.60	112.00	0.5304	10	56	.1786	2.1684	5.94
2	-101.20	112.00	0.0964	1	56	.0179	0.2168	10.80
3	90.60	116.00	1.7810	15	58	.2586	3.1404	13.77
4	47.40	108.00	1.4389	10	54	.1852	2.2487	15.54
5	3.20	112.00	1.0286	6	56	.1071	1.3010	19.20
6	24.00	116.00	1.2069	5	58	.0862	1.0468	28.00
7	-23.00	108.00	0.7870	3	54	.0556	0.6746	28.33
8	-26.60	118.00	0.7746	2	59	.0339	0.4116	45.70
9	-102.00	102.00	0.0000	0	51	.0000	0.0000	0.00
10	67.80	102.00	1.6647	2	51	.0392	0.4762	84.90
11	-94.00	94.00	0.0000	0	47	.0000	0.0000	0.00
12	-12.00	74.00	0.8378	1	37	.0270	0.3282	62.00
13	83.60	48.00	2.7417	1	24	.0417	0.5060	131.60
14	-38.00	38.00	0.0000	0	19	.0000	0.0000	0.00

By: Morning Line Rank

Rank	P/L	Bet	Roi	Wins	Plays	Pct	Impact	AvgMut
1	-46.40	112.00	0.5857	9	56	.1607	1.9515	7.29
2	-52.00	142.00	0.6338	7	71	.0986	1.1972	12.86
3	1.20	136.00	1.0088	9	68	.1324	1.6071	15.24
4	9.40	108.00	1.0870	6	54	.1111	1.3492	19.57
5	-21.20	126.00	0.8317	7	63	.1111	1.3492	14.97
6	112.40	132.00	1.8515	8	66	.1212	1.4719	30.55
7	-1.40	122.00	0.9885	4	61	.0656	0.7963	30.15
8	-14.20	120.00	0.8817	3	60	.0500	0.6071	35.27
9	-22.00	116.00	0.8103	1	58	.0172	0.2094	94.00
10	-78.00	78.00	0.0000	0	39	.0000	0.0000	0.00
11	-64.20	80.00	0.1975	1	40	.0250	0.3036	15.80
12	87.60	44.00	2.9909	1	22	.0455	0.5519	131.60
13	-38.00	38.00	0.0000	0	19	.0000	0.0000	0.00
14	-6.00	6.00	0.0000	0	3	.0000	0.0000	0.00

By: HDW RunStyle

Value	P/L	Bet	Roi	Wins	Plays	Pct	Impact	AvgMut	
0	-22.60	138.00	0.8362	7	69	.1014	1.2319	16.49	E
15	-68.00	68.00	0.0000	0	34	.0000	0.0000	0.00	EP
30	-17.20	44.00	0.6091	1	22	.0455	0.5519	26.80	P
45	155.00	304.00	1.5099	19	152	.1250	1.5179	24.16	PS
60	-152.60	324.00	0.5290	12	162	.0741	0.8995	14.28	S
75	-73.80	238.00	0.6899	3	119	.0252	0.3061	54.73	SS
90	46.40	244.00	1.1902	14	122	.1148	1.3934	20.74	U

THE HORSEPLAYER MONTHLY, BROUGHT TO YOU BY THE HORSEPLAYERS ASSOCIATION OF NORTH AMERICA

By: Gate Draw from the rail out

Rail Pos	P/L	Bet	Roi	Wins	Plays	Pct	Impact	AvgMut
1	-75.60	112.00	0.3250	3	56	.0536	0.6505	12.13
2	18.60	112.00	1.1661	6	56	.1071	1.3010	21.77
3	-39.20	112.00	0.6500	4	56	.0714	0.8673	18.20
4	18.80	112.00	1.1679	7	56	.1250	1.5179	18.69
5	67.00	112.00	1.5982	6	56	.1071	1.3010	29.83
6	-83.00	112.00	0.2589	2	56	.0357	0.4337	14.50
7	23.80	112.00	1.2125	5	56	.0893	1.0842	27.16
8	-84.00	110.00	0.2364	3	55	.0545	0.6623	8.67
9	91.00	110.00	1.8273	5	55	.0909	1.1039	40.20
10	-86.40	102.00	0.1529	2	51	.0392	0.4762	7.80
11	28.40	90.00	1.3156	7	45	.1556	1.8889	16.91
12	-51.60	76.00	0.3211	2	38	.0526	0.6391	12.20
13	-34.80	50.00	0.3040	1	25	.0400	0.4857	15.20
14	74.20	38.00	2.9526	3	19	.1579	1.9173	37.40

Turf, By Track last raced...

 BY TRACK WHERE LAST RACED sorted by Track Code Run Date: 11/1/2017 5:56:55 AM

TRACKLAST	PLAYS	WINS	WIN PCT	WIN IMPACT	WIN ROI	PLACES	PLACE PCT	PLACE ROI
APX	5	1	0.2	2.4286	0.5	1	0.2	0.34
ASC	15	3	0.2	2.4286	1.9933	3	0.2	0.9333
BEL	106	11	0.1038	1.2604	1.2934	23	0.217	0.8415
CBY	1	1	1	12.1429	12.5	1	1	5.6
CDX	4	0	0	0	0	0	0	0
CHY	7	1	0.1429	1.7352	0.6857	1	0.1429	0.3714
CUR	8	0	0	0	0	0	0	0
DEA	3	1	0.3333	4.0472	2.3333	1	0.3333	1.3
DEL	2	0	0	0	0	0	0	0
DMR	44	3	0.0682	0.8281	0.5841	9	0.2045	0.9864
DON	3	0	0	0	0	1	0.3333	0.8333
DUN	7	1	0.1429	1.7352	1.1714	2	0.2857	1.1286
FPX	2	0	0	0	0	0	0	0
GGX	1	0	0	0	0	0	0	0
GPX	3	0	0	0	0	1	0.3333	1.1
HAR	1	0	0	0	0	1	1	10.3
HAW	3	0	0	0	0	0	0	0
HOL	8	1	0.125	1.5179	0.9875	2	0.25	1.025
HST	1	0	0	0	0	0	0	0
KDX	12	0	0	0	0	2	0.1667	1.075
KEE	118	10	0.0847	1.0285	0.6407	18	0.1525	0.5644
LBS	1	0	0	0	0	0	0	0
LCH	34	4	0.1176	1.428	1.5735	10	0.2941	1.2882
LEO	6	0	0	0	0	3	0.5	0.9833
LRC	4	0	0	0	0	0	0	0
LRL	3	0	0	0	0	0	0	0
MEY	1	0	0	0	0	0	0	0
MON	1	0	0	0	0	0	0	0
MTH	1	0	0	0	0	0	0	0
NBY	5	2	0.4	4.8571	3.16	2	0.4	1.58
NEW	36	4	0.1111	1.3491	1.05	6	0.1667	0.7833
PHA	6	0	0	0	0	1	0.1667	0.5667
PID	2	0	0	0	0	0	0	0
PLN	1	0	0	0	0	0	0	0
RED	1	0	0	0	0	0	0	0
RET	1	0	0	0	0	0	0	0
RPX	1	0	0	0	0	0	0	0
SAL	1	0	0	0	0	0	0	0
SAP	1	0	0	0	0	0	0	0
SAR	8	0	0	0	0	0	0	0
SAX	156	6	0.0385	0.4675	0.3833	15	0.0962	0.3641
SIX	1	0	0	0	0	0	0	0
STC	1	0	0	0	0	0	0	0
WDS	1	0	0	0	0	0	0	0
WOX	50	7	0.14	1.7	2.71	10	0.2	1.566
YOR	3	0	0	0	0	0	0	0

THE HORSEPLAYER MONTHLY, BROUGHT TO YOU BY THE HORSEPLAYERS ASSOCIATION OF NORTH AMERICA

Dirt Sprint

```

*****
BY RIDER sorted by wins                               Run Date: 10/31/2017 10:28:38 PM
*****

```

UDM	PLAYS	WINS	WIN PCT	WIN IMPACT	WIN ROI	PLACES	PLACE PCT	PLACE ROI
ROSARIO JOEL	28	4	0.1429	1.3576	1.0107	10	0.3571	1.5179
BEJARANO RAFAEL	24	4	0.1667	1.5837	0.5792	7	0.2917	0.6
SMITH MIKE E	18	4	0.2222	2.1109	1.4444	7	0.3889	1.2944
GUTIERREZ MARIO	12	3	0.25	2.375	1.9667	4	0.3333	1.0667
MARAGH RAJIV	5	3	0.6	5.7	4.42	3	0.6	1.44
LEPAROUX JULIEN R	18	2	0.1111	1.0555	0.3056	6	0.3333	0.6278
GARCIA MARTIN	15	2	0.1333	1.2664	0.56	7	0.4667	1.1933
TALAMO JOSEPH	14	2	0.1429	1.3576	0.2643	3	0.2143	0.5786
GEROUX FLORENT	7	2	0.2857	2.7142	4.4714	2	0.2857	2.0143
DETTORI LANFRANCO	5	2	0.4	3.8	1.42	2	0.4	0.86
GOMEZ GARRETT K	11	1	0.0909	0.8636	0.2818	2	0.1818	0.5182
ALBARADO ROBBY	9	1	0.1111	1.0555	0.4	1	0.1111	0.2
DESORMEAUX KENT J	8	1	0.125	1.1875	0.175	2	0.25	0.475
DOMINGUEZ RAMON A	7	1	0.1429	1.3576	0.5143	1	0.1429	0.2714
LOPEZ PACO	7	1	0.1429	1.3576	2.3286	1	0.1429	0.9571
THERIOT JAMIE	5	1	0.2	1.9	1.92	1	0.2	0.92
SANTANA JR RICARDO	5	1	0.2	1.9	0.86	2	0.4	0.9
BRIDGMOHAN SHAUN	5	1	0.2	1.9	0.86	1	0.2	0.5
BOREL CALVIN H	5	1	0.2	1.9	1.32	2	0.4	1.9
TRUJILLO ELVIS	4	1	0.25	2.375	0.425	2	0.5	2.35
LEZCANO JOSE	4	1	0.25	2.375	9.7	1	0.25	4.025
BRAVO JOE	4	1	0.25	2.375	2.25	1	0.25	0.95
LEYVA JUAN C	2	1	0.5	4.75	10.6	1	0.5	3.9
PEREZ FERNANDO HERNAN	2	1	0.5	4.75	2.35	1	0.5	1.05
PRADO EDGAR S	1	1	1	9.5	2.6	1	1	1.7
CARR DENNIS	1	1	1	9.5	3.9	1	1	1.9
COA EIBAR	1	1	1	9.5	6.2	1	1	3.5
MARTINEZ WILLIE	1	1	1	9.5	14.7	1	1	6.6
VELAZQUEZ JOHN R	17	0	0	0	0	2	0.1176	0.3941
CASTELLANO JAVIER	14	0	0	0	0	1	0.0714	0.5857
BAZE TYLER	11	0	0	0	0	1	0.0909	0.1909
MALDONADO EDWIN A	10	0	0	0	0	0	0	0
PEDROZA MARTIN A	10	0	0	0	0	2	0.2	0.51
NAKATANI COREY S	8	0	0	0	0	1	0.125	1.3375
LANERIE COREY J	8	0	0	0	0	1	0.125	0.3625
SAEZ LUIS	8	0	0	0	0	3	0.375	1.7625
ORTIZ JR IRAD	7	0	0	0	0	0	0	0
STEVENS GARY L	6	0	0	0	0	0	0	0
ORTIZ JOSE L	5	0	0	0	0	1	0.2	0.8
MENA MIGUEL	5	0	0	0	0	1	0.2	0.54
ESPINOZA VICTOR	5	0	0	0	0	0	0	0
SOLIS ALEX O	4	0	0	0	0	1	0.25	0.85
PRAT FLAVIEN	4	0	0	0	0	0	0	0
COURT JON KENTON	4	0	0	0	0	0	0	0
HERNANDEZ JR BRIAN J4	0	0	0	0	0	1	0.25	0.55
VELASQUEZ CORNELIO H3	0	0	0	0	0	0	0	0
QUINONEZ ALONSO	3	0	0	0	0	0	0	0
NAPRAVNIK ROSIE	2	0	0	0	0	0	0	0
VALENZUELA PATRICK A2	0	0	0	0	0	1	0.5	0.6
ARROYO JR NORBERTO	2	0	0	0	0	0	0	0
CARMOUCHE KENDRICK	2	0	0	0	0	0	0	0
PEREIRA TIAGO JOSUE	2	0	0	0	0	0	0	0
FLORES DAVID ROMERO	2	0	0	0	0	0	0	0
SUTHERLAND CHANTAL	2	0	0	0	0	0	0	0
BAZE RUSSELL A	2	0	0	0	0	0	0	0
GRAHAM JAMES	2	0	0	0	0	0	0	0
MURRILL MITCHELL	2	0	0	0	0	0	0	0
BLANC BRICE	2	0	0	0	0	1	0.5	1.6
GARCIA ALAN	2	0	0	0	0	0	0	0
MORALES ROBERTO	2	0	0	0	0	0	0	0
SPENCER JAMIE P	2	0	0	0	0	0	0	0
COHEN DAVID	2	0	0	0	0	0	0	0
GOMEZ ENRIQUE PORTIL2	0	0	0	0	0	0	0	0
HILL CHANNING	2	0	0	0	0	0	0	0
VALDIVIA JR JOSE	2	0	0	0	0	0	0	0
MOORE RYAN L	1	0	0	0	0	0	0	0
LENCLUD FREDERIC	1	0	0	0	0	0	0	0
MCKEE JOHN	1	0	0	0	0	0	0	0
BAZE MICHAEL C	1	0	0	0	0	0	0	0

THE HORSEPLAYER MONTHLY, BROUGHT TO YOU BY THE HORSEPLAYERS ASSOCIATION OF NORTH AMERICA

 BY TRAINER sorted by wins Run Date: 10/31/2017 10:30:45 PM

UDM	PLAYS	WINS	WIN PCT	WIN IMPACT	WIN ROI	PLACES	PLACE PCT	PLACE ROI
BAFFERT BOB	26	5	0.1923	1.8269	0.7154	11	0.4231	0.9885
WARD WESLEY A	10	5	0.5	4.75	2.39	6	0.6	1.7
ASMUSSEN STEVEN M	16	3	0.1875	1.7813	0.6938	6	0.375	0.8062
ONEILL DOUG F	14	2	0.1429	1.3576	1.4357	3	0.2143	0.8571
MILLER PETER	10	2	0.2	1.9	4.02	3	0.3	1.93
GLATT MARK	5	2	0.4	3.8	1.32	2	0.4	0.7
MCPEEK KENNETH G	3	2	0.6667	6.3337	2.1	3	1	2.1
LUKAS D WAYNE	9	1	0.1111	1.0555	1.8222	3	0.3333	2.2556
HOLLENDORFER JERRY	9	1	0.1111	1.0555	0.6667	1	0.1111	0.1667
BONDE JEFF	9	1	0.1111	1.0555	0.4	2	0.2222	1.4
BROWN CHAD C	6	1	0.1667	1.5837	1.8333	2	0.3333	2
FAWKES DAVID	5	1	0.2	1.9	1.24	2	0.4	1.44
MORA LEANDRO	4	1	0.25	2.375	0.875	2	0.5	0.95
SPAWR WILLIAM	4	1	0.25	2.375	2.225	1	0.25	0.925
CALHOUN W BRET	3	1	0.3333	3.1664	3.2	1	0.3333	1.5333
CASSIDY JAMES M	3	1	0.3333	3.1664	0.6	1	0.3333	0.4667
BRUEGGEMANN ROGER A	2	1	0.5	4.75	10.05	1	0.5	4.6
WHITING LYNN S	2	1	0.5	4.75	4.5	1	0.5	1.9
OCONNELL KATHLEEN	2	1	0.5	4.75	8.15	1	0.5	3.35
WARREN DONALD	2	1	0.5	4.75	0.85	2	1	4.7
STALL JR ALBERT M	2	1	0.5	4.75	1.55	1	0.5	0.8
KAPLAN WILLIAM A	2	1	0.5	4.75	10.6	1	0.5	3.9
BAKER JAMES E	1	1	1	9.5	6.6	1	1	3
PARBHOO SHIVANANDA	1	1	1	9.5	14.7	1	1	6.6
BRADLEY WILLIAM B	1	1	1	9.5	4	1	1	2.3
JAUREGUI O J	1	1	1	9.5	3.9	1	1	1.9
BORELL MARIA	1	1	1	9.5	2.6	1	1	1.7
LYNN JEFFERY C	1	1	1	9.5	11.2	1	1	4.9
SOLIS WALTHER	1	1	1	9.5	2.3	1	1	1.6
BRADLEY WILLIAM	1	1	1	9.5	1.7	1	1	1.3
GOOD JOHN	1	1	1	9.5	3.6	1	1	1.8
KRULJAC IAN	1	1	1	9.5	9.7	1	1	5
SADLER JOHN W	10	0	0	0	0	2	0.2	0.68
PLETCHER TODD A	8	0	0	0	0	0	0	0
ROMANS DALE L	7	0	0	0	0	1	0.1429	0.3857
ELLIS RONALD W	7	0	0	0	0	1	0.1429	0.2857
DAMATO PHILIP	6	0	0	0	0	0	0	0
HUSHION MICHAEL E	5	0	0	0	0	1	0.2	0.64
HESS JR ROBERT B	5	0	0	0	0	1	0.2	0.24
PAPAPRODROMOU GEORGE	4	0	0	0	0	1	0.25	0.85
MOQUETT RON	4	0	0	0	0	1	0.25	1.625
GORDER KELLYN	4	0	0	0	0	0	0	0
KENNEALLY EDDIE	4	0	0	0	0	0	0	0
JACOBSON DAVID	4	0	0	0	0	0	0	0
MARGOLIS STEVE	4	0	0	0	0	1	0.25	0.55
AMOSS THOMAS M	4	0	0	0	0	1	0.25	0.6
OCALLAGHAN CARL	3	0	0	0	0	0	0	0
AVILA A C	3	0	0	0	0	0	0	0
PUYPE MIKE	3	0	0	0	0	0	0	0
PARBOO BISNATH	3	0	0	0	0	0	0	0
BALTAS RICHARD	3	0	0	0	0	0	0	0
WOLFSON MARTIN D	3	0	0	0	0	0	0	0
SHARP JOE	3	0	0	0	0	0	0	0
COX BRAD H	3	0	0	0	0	0	0	0
MCLAUGHLIN KIARAN P	3	0	0	0	0	1	0.3333	0.9
MANDELLA RICHARD E	2	0	0	0	0	0	0	0
MITCHELL MIKE R	2	0	0	0	0	1	0.5	1.35
PENDER MICHAEL	2	0	0	0	0	0	0	0
DIODORO ROBERTINO	2	0	0	0	0	1	0.5	2.65
HUBLEY MARK	2	0	0	0	0	0	0	0
CERIN VLADIMIR	2	0	0	0	0	0	0	0
BREUER DENISE E	2	0	0	0	0	0	0	0
MIYADI STEVEN	2	0	0	0	0	1	0.5	1.35
MILLIGAN ALLEN	2	0	0	0	0	0	0	0
MARKLE DAN L	2	0	0	0	0	0	0	0
EURTON PETER	2	0	0	0	0	0	0	0
DOMINGUEZ HENRY	2	0	0	0	0	0	0	0
KITCHINGMAN ADAM	2	0	0	0	0	0	0	0
ALBERTRANI THOMAS	2	0	0	0	0	1	0.5	4.1
CASSE MARK E	2	0	0	0	0	1	0.5	3.35
MAKER MICHAEL J	2	0	0	0	0	0	0	0

THE HORSEPLAYER MONTHLY, BROUGHT TO YOU BY THE HORSEPLAYERS ASSOCIATION OF NORTH AMERICA

 BY SIRE sorted by wins Run Date: 10/31/2017 10:31:36 PM

SIRE	PLAYS	WINS	WIN PCT	WIN IMPACT	WIN ROI	PLACES	PLACE PCT	PLACE ROI
GHOSTZAPPER	10	2	0.2	1.9	0.64	4	0.4	1.67
SQUARE EDDIE	6	2	0.3333	3.1664	2.4667	2	0.3333	1.1833
NORTHERN AFLEET	5	2	0.4	3.8	3.44	2	0.4	1.44
SMART STRIKE	4	2	0.5	4.75	1.875	2	0.5	0.95
EDDINGTON	3	2	0.6667	6.3337	1.6333	3	1	2.2667
MAJESTICPERFECTION	3	2	0.6667	6.3337	4.4333	2	0.6667	2.0333
CITY ZIP	3	2	0.6667	6.3337	9.9333	2	0.6667	4.7333
BOWMANS BAND	2	2	1	9.5	2.85	2	1	1.8
DISTORTED HUMOR	11	1	0.0909	0.8636	0.3909	3	0.2727	1.2091
STREET SENSE	6	1	0.1667	1.5837	0.3	1	0.1667	0.2333
MR GREELEY	5	1	0.2	1.9	0.78	1	0.2	0.38
GIANTS CAUSEWAY	5	1	0.2	1.9	0.88	1	0.2	0.5
WILDCAT HEIR	5	1	0.2	1.9	7.76	1	0.2	3.22
HARLINGTON	4	1	0.25	2.375	2.75	2	0.5	3
TALE OF THE CAT	4	1	0.25	2.375	0.9	1	0.25	0.45
HENNY HUGHES	3	1	0.3333	3.1664	1.5333	1	0.3333	0.8667
UNUSUAL HEAT	3	1	0.3333	3.1664	1.2	2	0.6667	2.4
ELUSIVE QUALITY	3	1	0.3333	3.1664	3.7333	1	0.3333	1.6333
TEUFLESBERG	3	1	0.3333	3.1664	4.9	1	0.3333	2.2
HARLANS HOLIDAY	3	1	0.3333	3.1664	2	1	0.3333	0.5
SUPER SAVER	2	1	0.5	4.75	1.3	1	0.5	0.85
MONTBROOK	2	1	0.5	4.75	3.1	1	0.5	1.75
HARBOR THE GOLD	2	1	0.5	4.75	0.7	1	0.5	0.55
VRONSKY	2	1	0.5	4.75	0.85	2	1	4.7
DISCREETLY MINE	2	1	0.5	4.75	1.35	2	1	1.85
SUMMER BIRD	2	1	0.5	4.75	2.35	1	0.5	1.05
TIZNOW	2	1	0.5	4.75	0.95	1	0.5	0.7
BORREGO	2	1	0.5	4.75	4.4	1	0.5	2.15
CONCORDES TUNE	2	1	0.5	4.75	10.6	1	0.5	3.9
KEYED ENTRY	1	1	1	9.5	16.3	1	1	6.7
MINESHAFT	1	1	1	9.5	16.4	1	1	3.6
KITTENS JOY	1	1	1	9.5	4.4	1	1	2.3
GIO PONTI	1	1	1	9.5	4.9	1	1	2.4
EUROSILVER	1	1	1	9.5	6.6	1	1	3
CUVEE	1	1	1	9.5	3	1	1	1.7
ARCH	1	1	1	9.5	2.5	1	1	1.9
SILVER DEPUTY	1	1	1	9.5	3.1	1	1	1.6
ESSENCE OF DUBAI	1	1	1	9.5	9.6	1	1	4.6
SPEIGHTSTOWN	16	0	0	0	0	3	0.1875	0.425
MEDAGLIA DORO	9	0	0	0	0	0	0	0
SONGANDAPRAYER	8	0	0	0	0	3	0.375	0.95
UNBRIDLED SONG	7	0	0	0	0	2	0.2857	1.4286
GRAND SLAM	6	0	0	0	0	1	0.1667	0.5333
ORIENTATE	6	0	0	0	0	0	0	0
MALIBU MOON	6	0	0	0	0	0	0	0
YES ITS TRUE	6	0	0	0	0	2	0.3333	1.15
TAPIT	5	0	0	0	0	2	0.4	0.5
INDIAN CHARLIE	5	0	0	0	0	0	0	0
BERNARDINI	5	0	0	0	0	0	0	0
MACHO UNO	5	0	0	0	0	3	0.6	1.56
SALT LAKE	5	0	0	0	0	1	0.2	1.98
FLATTER	5	0	0	0	0	0	0	0
CONGRATS	4	0	0	0	0	0	0	0
CANDY RIDE (ARG)	4	0	0	0	0	1	0.25	0.925
STREET BOSS	4	0	0	0	0	0	0	0
ROMAN RULER	4	0	0	0	0	0	0	0
TRIBAL RULE	4	0	0	0	0	0	0	0
OFFICER	4	0	0	0	0	0	0	0
QUIET AMERICAN	4	0	0	0	0	2	0.5	1.7
PIONEERING	3	0	0	0	0	0	0	0
LION HEART	3	0	0	0	0	0	0	0
PUT IT BACK	3	0	0	0	0	1	0.3333	0.9
MIZZEN MAST	3	0	0	0	0	0	0	0
BROKEN VOW	3	0	0	0	0	0	0	0
CACTUS RIDGE	3	0	0	0	0	0	0	0
TWIRLING CANDY	3	0	0	0	0	0	0	0
CINDAGO	2	0	0	0	0	1	0.5	0.7
FIRST SAMURAI	2	0	0	0	0	0	0	0
SALUTE THE SARGE	2	0	0	0	0	0	0	0
BEAU GENIUS	2	0	0	0	0	0	0	0
STEPHEN GOT EVEN	2	0	0	0	0	0	0	0

THE HORSEPLAYER MONTHLY, BROUGHT TO YOU BY THE HORSEPLAYERS ASSOCIATION OF NORTH AMERICA

Dirt Route

```

*****
BY RIDER sorted by wins                               Run Date: 10/31/2017 10:32:49 PM
*****

```

UDM	PLAYS	WINS	WIN PCT	WIN IMPACT	WIN ROI	PLACES	PLACE PCT	PLACE ROI
SMITH MIKE E	27	6	0.2222	2.2874	1.6926	10	0.3704	1.2815
CASTELLANO JAVIER	31	4	0.129	1.3279	1.5548	6	0.1935	0.9097
LEPAROUX JULIEN R	23	4	0.1739	1.7901	0.887	6	0.2609	1.187
VELAZQUEZ JOHN R	36	3	0.0833	0.8575	0.5361	10	0.2778	0.775
GOMEZ GARRETT K	15	3	0.2	2.0588	0.9	4	0.2667	0.8133
STEVENS GARY L	9	3	0.3333	3.431	1.4556	6	0.6667	1.5889
ROSARIO JOEL	34	2	0.0588	0.6053	1.3059	5	0.1471	0.7176
BEJARANO RAFAEL	24	2	0.0833	0.8575	0.2708	3	0.125	0.2292
GARCIA MARTIN	17	2	0.1176	1.2106	1.0941	3	0.1765	0.6471
ESPINOZA VICTOR	15	2	0.1333	1.3722	4.2933	6	0.4	3.16
NAKATANI COREY S	13	2	0.1538	1.5832	1.4923	3	0.2308	0.9
GUTIERREZ MARIO	13	2	0.1538	1.5832	3.1	4	0.3077	2.7154
DESORMEAUX KENT J	10	2	0.2	2.0588	2.34	2	0.2	0.78
NAPRAVNIK ROSIE	6	2	0.3333	3.431	0.8167	4	0.6667	1.4833
ALBARADO ROBBY	15	1	0.0667	0.6866	0.5467	2	0.1333	0.3933
DOMINGUEZ RAMON A	12	1	0.0833	0.8575	0.675	4	0.3333	0.85
LEZCANO JOSE	11	1	0.0909	0.9357	0.2909	2	0.1818	0.3727
MARAGH RAJIV	9	1	0.1111	1.1437	0.8667	1	0.1111	0.3889
LANERIE COREY J	6	1	0.1667	1.716	0.5833	2	0.3333	0.8333
MENA MIGUEL	4	1	0.25	2.5735	0.975	1	0.25	0.475
PEDROZA MARTIN A	4	1	0.25	2.5735	12	2	0.5	5.8
VELASQUEZ CORNELIO H3	1	0.3333	3.431	14.2	1	0.3333	5.9667	
HERNANDEZ JR BRIAN J2	1	0.5	5.1471	5.2	1	0.5	2.45	
SANCHEZ JEFFREY	2	1	0.5	5.1471	2.6	1	0.5	1.35
GRYDER AARON T	2	1	0.5	5.1471	9.1	1	0.5	4
CARMOUCHE KENDRICK	1	1	1	10.2941	3	1	1	1.7
TALAMO JOSEPH	13	0	0	0	0	0	0	0
BOREL CALVIN H	10	0	0	0	0	2	0.2	0.66
LOPEZ PACO	9	0	0	0	0	0	0	0
MOORE RYAN L	9	0	0	0	0	0	0	0
GARCIA ALAN	7	0	0	0	0	0	0	0
ORTIZ JR IRAD	7	0	0	0	0	0	0	0
SANTANA JR RICARDO	5	0	0	0	0	0	0	0
BRIDGMOHAN SHAUN	5	0	0	0	0	0	0	0
BAZE TYLER	5	0	0	0	0	0	0	0
BRAVO JOE	4	0	0	0	0	0	0	0
DETTORI LANFRANCO	4	0	0	0	0	0	0	0
PRAT FLAVIEN	3	0	0	0	0	0	0	0
GRAHAM JAMES	3	0	0	0	0	0	0	0
FLORES DAVID ROMERO	3	0	0	0	0	0	0	0
GEROUX FLORENT	3	0	0	0	0	1	0.3333	0.8667
SPENCER JAMIE P	3	0	0	0	0	1	0.3333	3
SAEZ LUIS	3	0	0	0	0	1	0.3333	1.2
DA SILVA EURICO ROSA3	0	0	0	0	0	0	0	0
TRUJILLO ELVIS	3	0	0	0	0	1	0.3333	0.6
CONTRERAS LUIS	3	0	0	0	0	0	0	0
ORTIZ JOSE L	3	0	0	0	0	0	0	0
MALDONADO EDWIN A	3	0	0	0	0	0	0	0
SOLIS ALEX O	3	0	0	0	0	0	0	0
JURADO LUIS	2	0	0	0	0	0	0	0
ROCCO JR JOSEPH	2	0	0	0	0	1	0.5	1.15
PRADO EDGAR S	2	0	0	0	0	0	0	0
SUTHERLAND CHANTAL	2	0	0	0	0	1	0.5	3.4
ROSE JEREMY	2	0	0	0	0	0	0	0
COURT JON KENTON	2	0	0	0	0	0	0	0
CAMPBELL JESSE M	2	0	0	0	0	0	0	0
SERPA ANGEL	2	0	0	0	0	0	0	0
VALDIVIA JR JOSE	2	0	0	0	0	1	0.5	2.1
WALCOTT RICO W	2	0	0	0	0	0	0	0
SUTHERLAND KRUSE CHA2	0	0	0	0	0	0	0	0
HUSBANDS PATRICK	2	0	0	0	0	0	0	0
CASTILLO ANGEL	2	0	0	0	0	0	0	0
FALERO PABLO GUSTAVO2	0	0	0	0	0	0	0	0
FARINA TONY	1	0	0	0	0	0	0	0
STERLING JR LARRY J	1	0	0	0	0	0	0	0
GONCALVES LEANDRO R	1	0	0	0	0	0	0	0
GAFFALIONE TYLER	1	0	0	0	0	0	0	0
GUYON MAXIME H	1	0	0	0	0	0	0	0
FRANCO MANUEL	1	0	0	0	0	0	0	0

THE HORSEPLAYER MONTHLY, BROUGHT TO YOU BY THE HORSEPLAYERS ASSOCIATION OF NORTH AMERICA

 BY TRAINER sorted by wins Run Date: 10/31/2017 10:34:01 PM

UDM	PLAYS	WINS	WIN PCT	WIN IMPACT	WIN ROI	PLACES	PLACE PCT	PLACE ROI
PLETCHER TODD A	45	5	0.1111	1.1437	0.4356	12	0.2667	0.6156
BAFFERT BOB	35	4	0.1143	1.1766	0.6571	8	0.2286	0.6914
MOTT WILLIAM I	17	4	0.2353	2.4222	1.7765	7	0.4118	1.3118
ONEILL DOUG F	18	3	0.1667	1.716	0.9	4	0.2222	0.8111
ASMUSSEN STEVEN M	16	3	0.1875	1.9301	1.375	6	0.375	1.1188
HOLLENDORFER JERRY	13	3	0.2308	2.3759	3.7923	6	0.4615	2.0385
MANDELLA RICHARD E	3	3	1	10.2941	4.3333	3	1	2.0667
STALL JR ALBERT M	6	2	0.3333	3.431	1.4333	3	0.5	1.2167
WALSH BRENDAN P	3	2	0.6667	6.8631	2.3	2	0.6667	1.2
KENNEALLY EDDIE	3	2	0.6667	6.8631	2.4333	2	0.6667	1.2667
MCLAUGHLIN KIARAN P	15	1	0.0667	0.6866	0.86	2	0.1333	0.48
CASSE MARK E	15	1	0.0667	0.6866	0.3667	2	0.1333	0.4933
LUKAS D WAYNE	13	1	0.0769	0.7916	4.8231	2	0.1538	2.2538
DESORMEAUX J KEITH	6	1	0.1667	1.716	2.4833	2	0.3333	2.9
WILKES IAN R	4	1	0.25	2.5735	2.6	1	0.25	1.225
MAKER MICHAEL J	4	1	0.25	2.5735	2.025	1	0.25	0.825
MCGEE PAUL J	4	1	0.25	2.5735	0.875	3	0.75	1.675
GOLD STANLEY I	3	1	0.3333	3.431	1.7333	1	0.3333	0.9
EURTON PETER	3	1	0.3333	3.431	11.5333	1	0.3333	4.4333
ALVARADO DIANE	3	1	0.3333	3.431	3.8667	1	0.3333	2
BLOCK CHRIS M	3	1	0.3333	3.431	1.3	1	0.3333	0.6667
RITVO KATHERINE	2	1	0.5	5.1471	2.5	2	1	2.8
HARRINGTON MIKE	2	1	0.5	5.1471	24	1	0.5	9.35
MORA LEANDRO	1	1	1	10.2941	1.7	1	1	1.3
VON HEMEL DONNIE K	1	1	1	10.2941	7.8	1	1	3.5
REID JR ROBERT E	1	1	1	10.2941	42.6	1	1	17.9
ENGLEHART JEREMIAH C1	1	1	1	10.2941	33.3	1	1	14.9
FRANKEL GUILLERMO	1	1	1	10.2941	18.2	1	1	8
DOLLASE WALLACE A	1	1	1	10.2941	8.2	1	1	3.6
HUGHES JO	1	1	1	10.2941	10	1	1	5.1
ROMANS DALE L	16	0	0	0	0	2	0.125	0.3438
SADLER JOHN W	13	0	0	0	0	3	0.2308	0.8923
OBRIEN AIDAN P	12	0	0	0	0	0	0	0
MCPEEK KENNETH G	10	0	0	0	0	1	0.1	0.32
STEWART DALLAS	7	0	0	0	0	0	0	0
BREEN KELLY J	7	0	0	0	0	0	0	0
ZITO NICHOLAS P	6	0	0	0	0	1	0.1667	0.6167
JERKENS JAMES A	5	0	0	0	0	1	0.2	1.42
WOLFSON MARTIN D	4	0	0	0	0	0	0	0
DUTROW ANTHONY W	4	0	0	0	0	1	0.25	0.575
BROWN CHAD C	4	0	0	0	0	0	0	0
CLEMENT CHRISTOPHE	4	0	0	0	0	0	0	0
SHERMAN ART	4	0	0	0	0	1	0.25	0.325
WARD WESLEY A	4	0	0	0	0	0	0	0
MACHOWSKY MICHAEL	3	0	0	0	0	0	0	0
GUILLOT ERIC J	3	0	0	0	0	0	0	0
ELLIS RONALD W	3	0	0	0	0	1	0.3333	1.4
PROCTOR THOMAS F	3	0	0	0	0	0	0	0
JONES J LARRY	3	0	0	0	0	0	0	0
PLESA JR EDWARD	3	0	0	0	0	0	0	0
CECIL BEN D A	3	0	0	0	0	1	0.3333	4.2
MCGAUGHEY III CLAUDE3	0	0	0	0	0	0	0	0
RODRIGUEZ RUDY R	3	0	0	0	0	0	0	0
SHIRREFFS JOHN A	3	0	0	0	0	1	0.3333	0.6
MOTION H GRAHAM	3	0	0	0	0	0	0	0
JONES MARTIN F	3	0	0	0	0	1	0.3333	2.0667
MULHALL KRISTIN	3	0	0	0	0	0	0	0
DUTROW JR RICHARD E 3	0	0	0	0	0	1	0.3333	0.7
TAGG BARCLAY	2	0	0	0	0	0	0	0
MATZ MICHAEL R	2	0	0	0	0	1	0.5	0.8
TAYLOR TROY	2	0	0	0	0	0	0	0
GAINES CARLA	2	0	0	0	0	0	0	0
HARTY EOIN G	2	0	0	0	0	0	0	0
HESS JR ROBERT B	2	0	0	0	0	0	0	0
GYARMATI LEAH	2	0	0	0	0	0	0	0
CASSIDY JAMES M	2	0	0	0	0	0	0	0
DOLLASE CRAIG	2	0	0	0	0	0	0	0
OLIVER VICTORIA H	2	0	0	0	0	0	0	0
CATALANO WAYNE M	2	0	0	0	0	0	0	0
AMOSS THOMAS M	2	0	0	0	0	0	0	0
MILLER PETER	2	0	0	0	0	0	0	0

THE HORSEPLAYER MONTHLY, BROUGHT TO YOU BY THE HORSEPLAYERS ASSOCIATION OF NORTH AMERICA

 BY SIRE sorted by wins Run Date: 10/31/2017 10:34:53 PM

SIRE	PLAYS	WINS	WIN PCT	WIN IMPACT	WIN ROI	PLACES	PLACE PCT	PLACE ROI
TAPIT	26	5	0.1923	1.9796	1.3577	7	0.2692	0.9346
UNBRIDLED SONG	12	3	0.25	2.5735	1.0583	4	0.3333	0.7583
HENNY HUGHES	4	3	0.75	7.7206	3.25	3	0.75	1.55
EMPIRE MAKER	13	2	0.1538	1.5832	0.4538	3	0.2308	0.4692
INTO MISCHIEF	5	2	0.4	4.1176	1.3	2	0.4	0.76
AFLEET ALEX	4	2	0.5	5.1471	14.375	2	0.5	5.7
ARCH	3	2	0.6667	6.8631	5.4	2	0.6667	2.4333
PIONEER OF THE NILE	2	2	1	10.2941	3.6	2	1	2
GIANTS CAUSEWAY	17	1	0.0588	0.6053	3.6882	4	0.2353	1.8647
AP INDY	13	1	0.0769	0.7916	0.8923	2	0.1538	1.4385
SPEIGHTSTOWN	9	1	0.1111	1.1437	1.4333	2	0.2222	0.8778
MEDAGLIA DORO	9	1	0.1111	1.1437	0.1778	3	0.3333	0.6778
SMARTY JONES	6	1	0.1667	1.716	0.65	1	0.1667	0.3167
FLATTER	6	1	0.1667	1.716	0.4	1	0.1667	0.25
BROKEN VOW	6	1	0.1667	1.716	5.7667	1	0.1667	2.2167
ROCKPORT HARBOR	5	1	0.2	2.0588	6.66	3	0.6	4.06
JUMP START	5	1	0.2	2.0588	0.4	2	0.4	1.08
INDIAN CHARLIE	5	1	0.2	2.0588	0.48	1	0.2	0.34
STREET CRY (IRE)	5	1	0.2	2.0588	2.3	2	0.4	1.28
AWESOME OF COURSE	4	1	0.25	2.5735	1.3	1	0.25	0.675
DISTORTED HUMOR	4	1	0.25	2.5735	3.95	1	0.25	1.65
YES ITS TRUE	3	1	0.3333	3.431	1.1667	1	0.3333	0.6667
OFFLEE WILD	3	1	0.3333	3.431	2.3667	1	0.3333	1.3333
FUSACHI PEGASUS	3	1	0.3333	3.431	2.7333	1	0.3333	1.2
SMART STRIKE	3	1	0.3333	3.431	1.0333	2	0.6667	1.6333
LUHUK	2	1	0.5	5.1471	9.1	1	0.5	4
MIZZEN MAST	2	1	0.5	5.1471	2.85	1	0.5	1.35
HARLANS HOLIDAY	2	1	0.5	5.1471	1.15	1	0.5	0.85
MACHO UNO	2	1	0.5	5.1471	2.5	2	1	2.8
E DUBAI	2	1	0.5	5.1471	5.2	1	0.5	2.45
TALE OF THE CAT	2	1	0.5	5.1471	4.05	2	1	3.7
BELONG TO ME	1	1	1	10.2941	3.9	1	1	2
UNCLE MO	1	1	1	10.2941	5.7	1	1	3.1
POSSE	1	1	1	10.2941	7.8	1	1	3.5
SWISS YODELER	1	1	1	10.2941	9	1	1	4
SOUTHERN IMAGE	1	1	1	10.2941	48	1	1	18.7
NAJLAN	1	1	1	10.2941	5.3	1	1	2.6
ZAVATA	1	1	1	10.2941	38.7	1	1	13.6
BERNARDINI	16	0	0	0	0	1	0.0625	0.1187
CURLIN	11	0	0	0	0	2	0.1818	0.8636
MALIBU MOON	10	0	0	0	0	0	0	0
MINESHAFT	9	0	0	0	0	2	0.2222	1.0667
WAR FRONT	8	0	0	0	0	0	0	0
TIZNOW	7	0	0	0	0	1	0.1429	0.5286
BIRDSTONE	6	0	0	0	0	2	0.3333	2.6833
PULPIT	6	0	0	0	0	0	0	0
AWESOME AGAIN	5	0	0	0	0	1	0.2	1.36
DYNAFORMER	5	0	0	0	0	0	0	0
SILVER DEPUTY	5	0	0	0	0	0	0	0
HARD SPUN	5	0	0	0	0	1	0.2	0.42
STREET SENSE	5	0	0	0	0	0	0	0
FIRST SAMURAI	5	0	0	0	0	2	0.4	0.76
FORESTRY	4	0	0	0	0	2	0.5	1.125
SKY MESA	4	0	0	0	0	1	0.25	1.225
SCAT DADDY	4	0	0	0	0	0	0	0
GALILEO (IRE)	4	0	0	0	0	0	0	0
ENGLISH CHANNEL	4	0	0	0	0	1	0.25	1.125
LOOKIN AT LUCKY	4	0	0	0	0	0	0	0
CANDY RIDE (ARG)	4	0	0	0	0	1	0.25	0.65
SQUARE EDDIE	3	0	0	0	0	1	0.3333	4.2
ARTIE SCHILLER	3	0	0	0	0	0	0	0
LEMON DROP KID	3	0	0	0	0	0	0	0
INCLUDE	3	0	0	0	0	0	0	0
COLONEL JOHN	3	0	0	0	0	0	0	0
CONGRATS	3	0	0	0	0	1	0.3333	1.2
GRAEME HALL	3	0	0	0	0	0	0	0
DISCREET CAT	3	0	0	0	0	0	0	0
LUCKY PULPIT	3	0	0	0	0	1	0.3333	0.4333
VICTORY GALLOP	3	0	0	0	0	0	0	0
LION HEART	3	0	0	0	0	0	0	0
MORE THAN READY	3	0	0	0	0	0	0	0

THE HORSEPLAYER MONTHLY, BROUGHT TO YOU BY THE HORSEPLAYERS ASSOCIATION OF NORTH AMERICA

All Turf Races

 BY RIDER sorted by wins Run Date: 11/1/2017 5:52:41 AM

UDM	PLAYS	WINS	WIN PCT	WIN IMPACT	WIN ROI	PLACES	PLACE PCT	PLACE ROI
MOORE RYAN L	34	6	0.1765	2.1432	1.6029	10	0.2941	1.1382
VELAZQUEZ JOHN R	39	4	0.1026	1.2459	1.1769	6	0.1538	0.5564
CASTELLANO JAVIER	39	4	0.1026	1.2459	1.0667	8	0.2051	0.7718
DETTORI LANFRANCO	27	3	0.1111	1.3491	0.9444	7	0.2593	0.8593
SMITH MIKE E	26	3	0.1154	1.4013	0.7154	6	0.2308	0.9577
TALAMO JOSEPH	22	3	0.1364	1.6563	1.0545	5	0.2273	1.3682
ROSARIO JOEL	39	2	0.0513	0.6229	0.5538	5	0.1282	0.5821
BEJARANO RAFAEL	27	2	0.0741	0.8998	0.2667	5	0.1852	0.537
ESPINOZA VICTOR	17	2	0.1176	1.428	0.9941	3	0.1765	0.5765
GOMEZ GARRETT K	16	2	0.125	1.5179	1.375	4	0.25	0.8375
ORTIZ JR IRAD	14	2	0.1429	1.7352	0.8714	4	0.2857	0.65
GEROUX FLORENT	11	2	0.1818	2.2076	2.2091	2	0.1818	0.9364
ORTIZ JOSE L	9	2	0.2222	2.6981	1.4556	2	0.2222	0.7556
LEPAROUX JULIEN R	29	1	0.0345	0.4189	0.2034	4	0.1379	0.4172
NAKATANI COREY S	19	1	0.0526	0.6387	0.1737	2	0.1053	0.2737
DOMINGUEZ RAMON A	13	1	0.0769	0.9338	1.4077	3	0.2308	0.8538
STEVENS GARY L	13	1	0.0769	0.9338	0.2538	2	0.1538	0.3846
LEZCANO JOSE	11	1	0.0909	1.1038	0.1636	4	0.3636	1
SAEZ LUIS	11	1	0.0909	1.1038	0.5455	1	0.0909	0.2455
BUICK WILLIAM T	11	1	0.0909	1.1038	0.5727	2	0.1818	0.4727
HUGHES RICHARD	9	1	0.1111	1.3491	0.8778	1	0.1111	0.4333
GUTIERREZ MARIO	8	1	0.125	1.5179	4.7375	1	0.125	1.85
ALBARADO ROBBY	8	1	0.125	1.5179	8.225	2	0.25	3.65
PRAT FLAVIEN	8	1	0.125	1.5179	0.6	1	0.125	0.325
PRADO EDGAR S	7	1	0.1429	1.7352	6.7143	1	0.1429	1.5571
PESLIER OLIVIER	7	1	0.1429	1.7352	0.3286	2	0.2857	1.1286
LEMAIRE CHRISTOPHE P6	6	1	0.1667	2.0242	2.0667	1	0.1667	0.9
HEFFERNAN SEAMUS	6	1	0.1667	2.0242	0.8	2	0.3333	1.3667
THERIOT JAMIE	5	1	0.2	2.4286	1.58	1	0.2	0.82
OBRIEN JOSEPH PATRIC4	4	1	0.25	3.0357	1.95	1	0.25	0.9
NAPRAVNIK ROSIE	4	1	0.25	3.0357	3.125	1	0.25	1.4
PASQUIER STEPHANE	2	1	0.5	6.0714	15.5	1	0.5	8.25
GARCIA MARTIN	13	0	0	0	0	1	0.0769	0.3923
DESORMEAUX KENT J	11	0	0	0	0	0	0	0
SPENCER JAMIE P	7	0	0	0	0	0	0	0
BRAVO JOE	6	0	0	0	0	0	0	0
MALDONADO EDWIN A	6	0	0	0	0	1	0.1667	0.3
SOLIS ALEX O	5	0	0	0	0	0	0	0
GUYON MAXIME H	5	0	0	0	0	2	0.4	1
HUSBANDS PATRICK	5	0	0	0	0	0	0	0
BAZE TYLER	5	0	0	0	0	0	0	0
DOYLE JAMES	5	0	0	0	0	0	0	0
SMULLEN PATRICK J	4	0	0	0	0	1	0.25	0.55
MARAGH RAJIV	4	0	0	0	0	0	0	0
GRAHAM JAMES	4	0	0	0	0	1	0.25	3
FALLON KIEREN	4	0	0	0	0	0	0	0
VELASQUEZ CORNELIO H3	4	0	0	0	0	0	0	0
MURTAGH JOHN PATRICK3	4	0	0	0	0	0	0	0
ALVARADO JUNIOR	3	0	0	0	0	0	0	0
FLORES DAVID ROMERO 3	3	0	0	0	0	0	0	0
TRUJILLO ELVIS	3	0	0	0	0	0	0	0
VALENZUELA PATRICK A3	3	0	0	0	0	0	0	0
PEDROZA MARTIN A	3	0	0	0	0	0	0	0
ARROYO JR NORBERTO 2	2	0	0	0	0	1	0.5	1.4
SANCHEZ JEFFREY	2	0	0	0	0	0	0	0
GARCIA ALAN	2	0	0	0	0	1	0.5	1.3
KRIGGER KEVIN	2	0	0	0	0	0	0	0
TAKE YUTAKA	2	0	0	0	0	0	0	0
NAPRAVNIK A R	2	0	0	0	0	0	0	0
QUEALLY THOMAS P	2	0	0	0	0	1	0.5	0.8
ULLOA PEREZ GONZALO 2	2	0	0	0	0	1	0.5	5.15
TUDHOPE DANIEL ALEXA2	2	0	0	0	0	1	0.5	3.4
OBRIEN DONNACHA	2	0	0	0	0	0	0	0
VALDIVIA JR JOSE	2	0	0	0	0	0	0	0
CARMOUCHE KENDRICK 2	2	0	0	0	0	0	0	0
LANERIE COREY J	2	0	0	0	0	0	0	0
COURT JON KENTON	2	0	0	0	0	0	0	0
DA SILVA EURICO ROSA2	2	0	0	0	0	0	0	0
BLANC BRICE	2	0	0	0	0	0	0	0

THE HORSEPLAYER MONTHLY, BROUGHT TO YOU BY THE HORSEPLAYERS ASSOCIATION OF NORTH AMERICA

 BY TRAINER sorted by wins Run Date: 11/1/2017 5:54:59 AM

UDM	PLAYS	WINS	WIN PCT	WIN IMPACT	WIN ROI	PLACES	PLACE PCT	PLACE ROI
BROWN CHAD C	48	7	0.1458	1.7704	1.2917	13	0.2708	0.9104
OBRIEN AIDAN P	40	7	0.175	2.125	1.615	10	0.25	1.12
PLETCHER TODD A	25	2	0.08	0.9714	0.88	3	0.12	0.5
WARD WESLEY A	20	2	0.1	1.2143	0.74	6	0.3	1.04
MOTION H GRAHAM	19	2	0.1053	1.2786	2.8526	3	0.1579	0.9
MOTT WILLIAM I	16	2	0.125	1.5179	1.6187	3	0.1875	0.7812
CASSE MARK E	13	2	0.1538	1.8676	1.0231	4	0.3077	0.8154
ROMANS DALE L	9	2	0.2222	2.6981	9.3444	2	0.2222	3.3778
STOUTE SIR MICHAEL R6	2	2	0.3333	4.0472	1.9167	3	0.5	1.4
PUYPE MIKE	4	2	0.5	6.0714	2.9	2	0.5	1.475
LOPRESTI CHARLES	3	2	0.6667	8.0956	1.5333	3	1	2.6333
ONEILL DOUG F	15	1	0.0667	0.8099	2.5267	1	0.0667	0.9867
PROCTOR THOMAS F	12	1	0.0833	1.0115	0.275	2	0.1667	0.4167
DAMATO PHILIP	10	1	0.1	1.2143	0.48	2	0.2	0.47
MULLINS JEFF	7	1	0.1429	1.7352	0.8429	2	0.2857	0.7429
MCGAUGHEY III CLAUDE7	1	1	0.1429	1.7352	0.7857	2	0.2857	0.7
SHIRREFFS JOHN A	6	1	0.1667	2.0242	1.5167	1	0.1667	0.65
ASMUSSEN STEVEN M	6	1	0.1667	2.0242	0.55	2	0.3333	0.8667
GAINES CARLA	6	1	0.1667	2.0242	1.0167	2	0.3333	1.1167
HEAD FREDERIC	5	1	0.2	2.4286	0.46	2	0.4	1.58
BALTAS RICHARD	5	1	0.2	2.4286	0.36	2	0.4	0.86
CATALANO WAYNE M	5	1	0.2	2.4286	1.42	1	0.2	0.66
MEEHAN BRIAN	4	1	0.25	3.0357	2.375	1	0.25	1.225
HILLS CHARLES	4	1	0.25	3.0357	1.975	1	0.25	0.975
ATTFIELD ROGER L	4	1	0.25	3.0357	7.2	1	0.25	2.325
GLATT MARK	4	1	0.25	3.0357	1.35	1	0.25	0.775
NOSEDA JEREMY	4	1	0.25	3.0357	1.575	1	0.25	0.75
LYNCH BRIAN A	3	1	0.3333	4.0472	2.5333	1	0.3333	1.3333
CALHOUN W BRET	3	1	0.3333	4.0472	2.6333	1	0.3333	1.3667
KRULJAC J ERIC	2	1	0.5	6.0714	5.6	1	0.5	2.6
PEASE JONATHAN E	2	1	0.5	6.0714	15.5	1	0.5	8.25
GANBAT ENEBISH	2	1	0.5	6.0714	8.45	1	0.5	3.4
DELZANGLES MIKEL	2	1	0.5	6.0714	6.2	1	0.5	2.7
SHARP JOE	2	1	0.5	6.0714	3	1	0.5	1.35
APPLEBY CHARLES	1	1	1	12.1429	7	1	1	3.4
SADLER JOHN W	16	0	0	0	0	1	0.0625	0.3313
MILLER PETER	16	0	0	0	0	1	0.0625	0.1125
MANDELLA RICHARD E	12	0	0	0	0	1	0.0833	0.375
MAKER MICHAEL J	10	0	0	0	0	0	0	0
GOSDEN JOHN H M	9	0	0	0	0	2	0.2222	0.3889
CLEMENT CHRISTOPHE	9	0	0	0	0	2	0.2222	0.6889
MCLAUGHLIN KIARAN P	8	0	0	0	0	1	0.125	0.325
CALLAGHAN SIMON	8	0	0	0	0	0	0	0
GALLAGHER PATRICK	7	0	0	0	0	0	0	0
PENDER MICHAEL	7	0	0	0	0	0	0	0
FABRE ANDRE	7	0	0	0	0	2	0.2857	0.7143
ALBERTRANI THOMAS	6	0	0	0	0	0	0	0
HOLLENDORFER JERRY	6	0	0	0	0	0	0	0
HANNON RICHARD M	6	0	0	0	0	0	0	0
JONES MARTIN F	5	0	0	0	0	0	0	0
CASSIDY JAMES M	5	0	0	0	0	0	0	0
DRYSDALE NEIL D	5	0	0	0	0	2	0.4	4.2
MCPEEK KENNETH G	4	0	0	0	0	0	0	0
MITCHELL MIKE R	4	0	0	0	0	0	0	0
MULHALL KRISTIN	4	0	0	0	0	1	0.25	1.275
KORINER BRIAN J	4	0	0	0	0	0	0	0
STIDHAM MICHAEL	4	0	0	0	0	0	0	0
MANDELLA GARY	3	0	0	0	0	0	0	0
SERVIS JASON	3	0	0	0	0	1	0.3333	1.1333
BECKETT RALPH	3	0	0	0	0	0	0	0
FROSTAD MARK R	3	0	0	0	0	0	0	0
LUKAS D WAYNE	3	0	0	0	0	0	0	0
VARIAN ROGER	3	0	0	0	0	1	0.3333	0.8333
EURTON PETER	3	0	0	0	0	0	0	0
TONER JAMES J	3	0	0	0	0	1	0.3333	0.6
SIMCOCK DAVID	3	0	0	0	0	0	0	0
DUTROW JR RICHARD E	3	0	0	0	0	0	0	0
COX GAIL	3	0	0	0	0	0	0	0
MINSHALL BARBARA J	2	0	0	0	0	0	0	0
ABRAMS BARRY	2	0	0	0	0	0	0	0
POWELL LEONARD	2	0	0	0	0	1	0.5	1.6

THE HORSEPLAYER MONTHLY, BROUGHT TO YOU BY THE HORSEPLAYERS ASSOCIATION OF NORTH AMERICA

BY SIRE sorted by wins Run Date: 11/1/2017 5:56:03 AM

SIRE	PLAYS	WINS	WIN PCT	WIN IMPACT	WIN ROI	PLACES	PLACE PCT	PLACE ROI
KITTENS JOY	29	6	0.2069	2.5124	1.9	8	0.2759	1.0414
GALILEO (IRE)	23	3	0.1304	1.5834	1.1174	6	0.2609	1.0739
MORE THAN READY	10	3	0.3	3.6429	2.53	4	0.4	1.48
MIZZEN MAST	7	3	0.4286	5.2044	3.4286	3	0.4286	1.6143
WAR FRONT	18	2	0.1111	1.3491	0.6389	5	0.2778	1.0056
DANSILI (GB)	13	2	0.1538	1.8676	0.8846	5	0.3846	0.9308
CITY ZIP	12	2	0.1667	2.0242	1.1583	3	0.25	0.7167
ANY GIVEN SATURDAY	6	2	0.3333	4.0472	4.1167	2	0.3333	1.6833
BERNSTEIN	5	2	0.4	4.8571	7.38	3	0.6	4.28
QUALITY ROAD	2	2	1	12.1429	22.45	2	1	9.35
WISEMANS FERRY	2	2	1	12.1429	2.3	2	1	1.45
MEDAGLIA DORO	11	1	0.0909	1.1038	0.6818	4	0.3636	1.8182
ARTIE SCHILLER	7	1	0.1429	1.7352	0.8714	1	0.1429	0.4714
CHOISIR (AUS)	7	1	0.1429	1.7352	0.6857	1	0.1429	0.3714
ARCH	7	1	0.1429	1.7352	1.6	1	0.1429	0.7429
UNBRIDLED SONG	5	1	0.2	2.4286	1.82	3	0.6	1.96
MONTJEU (IRE)	4	1	0.25	3.0357	1.95	1	0.25	0.9
LION HEART	4	1	0.25	3.0357	2.375	1	0.25	1.225
ANABAA	4	1	0.25	3.0357	0.575	2	0.5	1.975
HENRYTHENAVIGATOR	4	1	0.25	3.0357	2.575	1	0.25	1.375
EXCEED AND EXCEL (AUS)	1	0.3333	4.0472	2.3333	1	0.3333	1.1333	
TIZNOW	3	1	0.3333	4.0472	4.4667	1	0.3333	1.5667
WAR CHANT	3	1	0.3333	4.0472	2.6333	1	0.3333	1.3667
SMART STRIKE	3	1	0.3333	4.0472	1.8333	1	0.3333	0.9333
HIGH CHAPARRAL (IRE)	3	1	0.3333	4.0472	4.2	1	0.3333	2.3
SPANISH STEPS	2	1	0.5	6.0714	9.15	1	0.5	3.05
PERFECT SOUL (IRE)	2	1	0.5	6.0714	14.4	1	0.5	4.65
DIVINE PARK	2	1	0.5	6.0714	1.7	2	1	1.85
ESKENDEREYA	2	1	0.5	6.0714	0.9	1	0.5	0.75
IFFRAAJ (GB)	2	1	0.5	6.0714	3.95	1	0.5	1.95
STREET HERO	2	1	0.5	6.0714	2.95	2	1	2.6
GULCH	2	1	0.5	6.0714	32.9	1	0.5	12.15
PLEASANTLY PERFECT	2	1	0.5	6.0714	23.5	1	0.5	5.45
VALUE PLUS	1	1	1	12.1429	12.5	1	1	5.6
SIMON PURE	1	1	1	12.1429	5.4	1	1	3.1
ALDEBARAN	1	1	1	12.1429	7.2	1	1	2.9
GREEN TUNE	1	1	1	12.1429	10.2	1	1	3.9
VERGLAS (IRE)	1	1	1	12.1429	6.3	1	1	3
SCAT DADDY	17	0	0	0	0	2	0.1176	0.3765
GIANTS CAUSEWAY	11	0	0	0	0	0	0	0
TAPIT	11	0	0	0	0	2	0.1818	0.6818
LEMON DROP KID	10	0	0	0	0	0	0	0
HARLANS HOLIDAY	9	0	0	0	0	1	0.1111	0.2333
ENGLISH CHANNEL	8	0	0	0	0	0	0	0
DYNAFORMER	8	0	0	0	0	1	0.125	0.2625
PURIM	8	0	0	0	0	0	0	0
CANDY RIDE (ARG)	7	0	0	0	0	0	0	0
UNUSUAL HEAT	7	0	0	0	0	0	0	0
STORMY ATLANTIC	7	0	0	0	0	0	0	0
SPEIGHTSTOWN	6	0	0	0	0	1	0.1667	2
TALE OF THE CAT	6	0	0	0	0	1	0.1667	0.3333
INVINCIBLE SPIRIT (I)	5	0	0	0	0	1	0.2	0.44
OASIS DREAM (GB)	5	0	0	0	0	1	0.2	0.32
HARD SPUN	5	0	0	0	0	0	0	0
BROKEN VOW	4	0	0	0	0	0	0	0
HAT TRICK (JPN)	4	0	0	0	0	0	0	0
DANEHILL DANCER (IRE)	4	0	0	0	0	1	0.25	0.375
SKY MESA	4	0	0	0	0	0	0	0
ROCK HARD TEN	4	0	0	0	0	0	0	0
FASTNET ROCK (AUS)	4	0	0	0	0	0	0	0
DISTORTED HUMOR	3	0	0	0	0	0	0	0
ZENSATIONAL	3	0	0	0	0	0	0	0
STREET BOSS	3	0	0	0	0	0	0	0
PIVOTAL (GB)	3	0	0	0	0	0	0	0
ELUSIVE QUALITY	3	0	0	0	0	0	0	0
SILENT NAME (JPN)	3	0	0	0	0	0	0	0
DUTCH ART (GB)	3	0	0	0	0	0	0	0
COLONEL JOHN	3	0	0	0	0	1	0.3333	0.7333
LERODESANIMAU (BRZ)	3	0	0	0	0	1	0.3333	1.1
SPRING AT LAST	3	0	0	0	0	1	0.3333	1.7
DUBAWI (IRE)	3	0	0	0	0	0	0	0